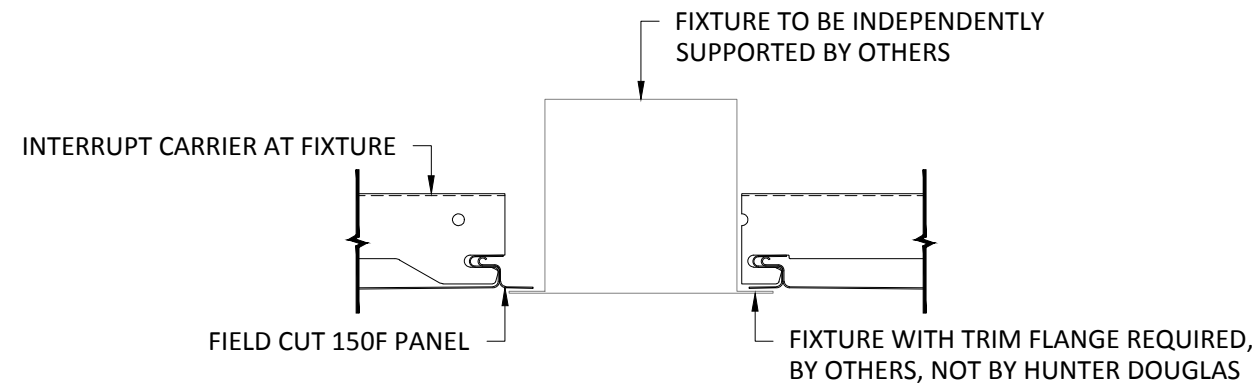
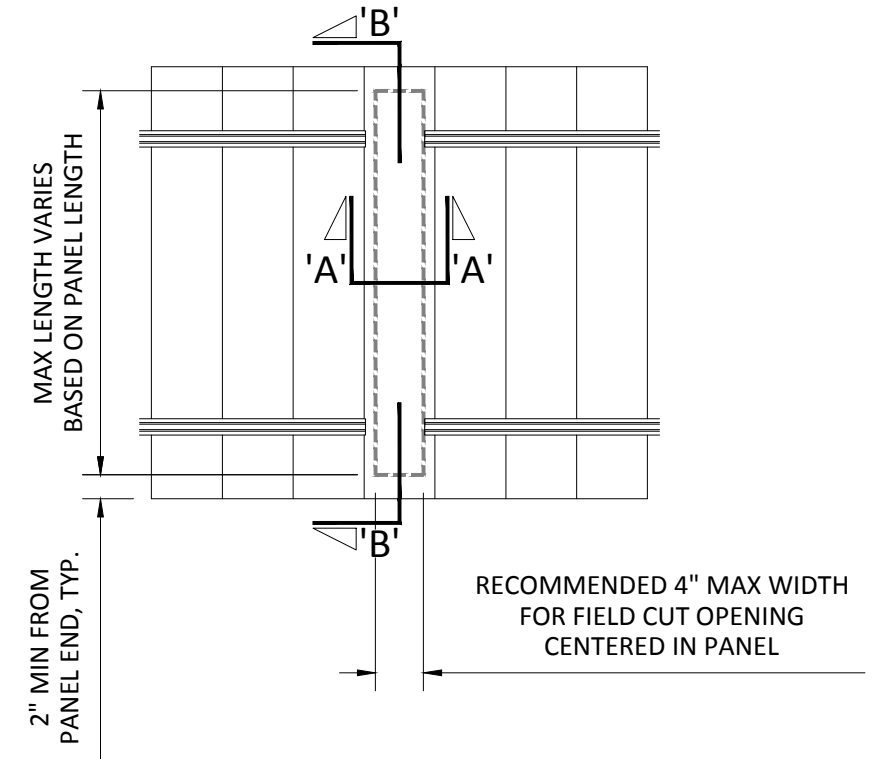


TYPICAL ISOMETRIC

SCALE: NOT TO SCALE

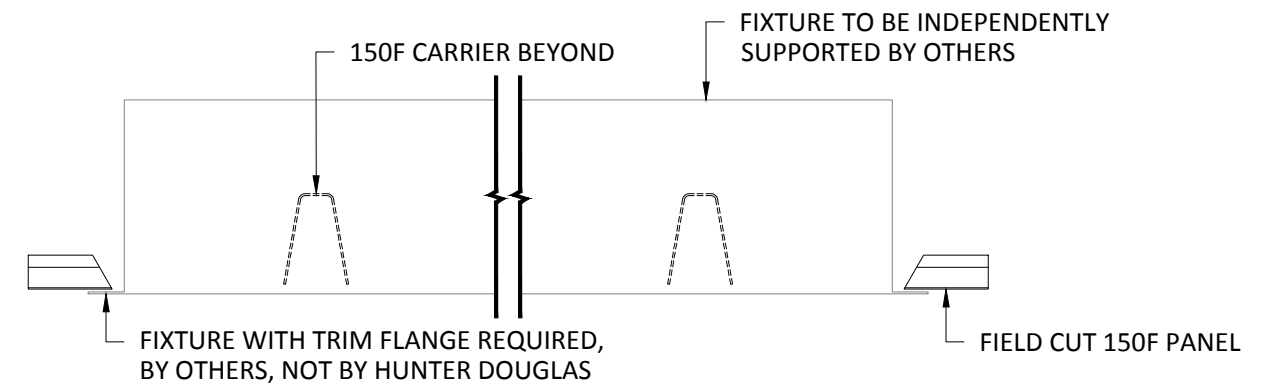
TYPICAL RCP

SCALE: $\frac{3}{4}" = 1'-0"$



SECTION 'A'

SCALE: $3" = 1'-0"$



SECTION 'B'

SCALE: $3" = 1'-0"$

NOTE: ROUND OPENINGS LESS THAN EIGHT (8) INCHES DIAMETER TYPICALLY FIELD CUT INTO PANEL FACE, TRIM FOR ALL FIXTURES BY OTHERS, NOT BY HUNTER DOUGLAS

*VERTICAL SUPPORT OMITTED FOR CLARITY

HunterDouglas
Architectural

5015 Oakbrook Parkway, Suite 100
Norcross, GA 30093
T 800.366.4327
F 770.806.0214
HDarchitectural.com

All rights reserved. This drawing is the property of Hunter Douglas. It may not be copied or multiplied, neither wholly nor partly. It may not be submitted for perusal to third parties.

SPECIFICATIONS

(unless noted otherwise)

MATERIAL: .025" ALUMINUM 150F PANEL | .040" ALUMINUM 150F CARRIER
FINISH: PAINT | POWDER COAT | DECORATED WOOD FINISH | LUXACOTE
PERFORATION: NON-PERFORATED | #124 FOR VENTILATION ONLY

FIELD CUT PANEL FOR FIXTURE OPENINGS

PROJECT: 150F PRODUCT SPECIFICATIONS
DRAWING NUMBER: 150F-B1.8
SCALE: AS SHOWN
DRAWN BY: HDA ENGINEERING
DATE: 8/15/16