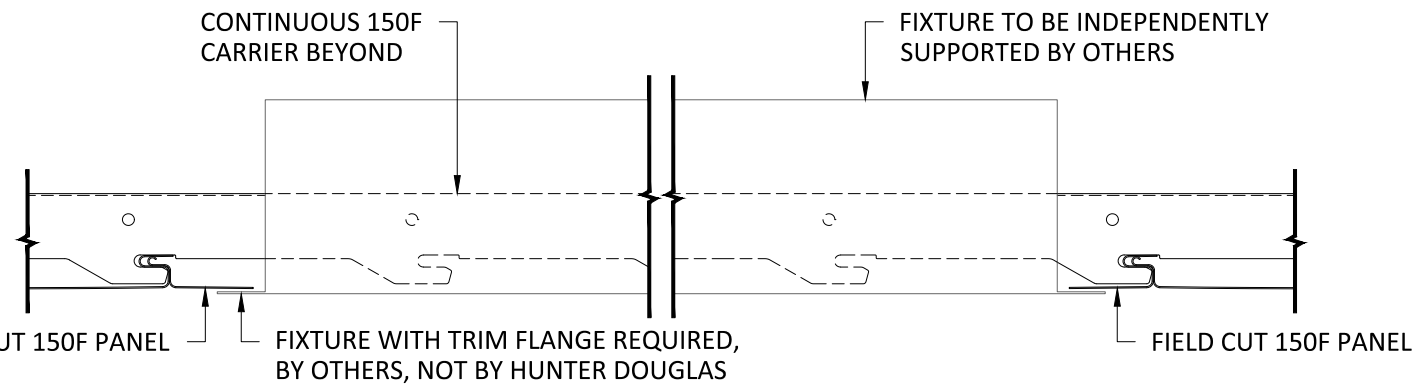
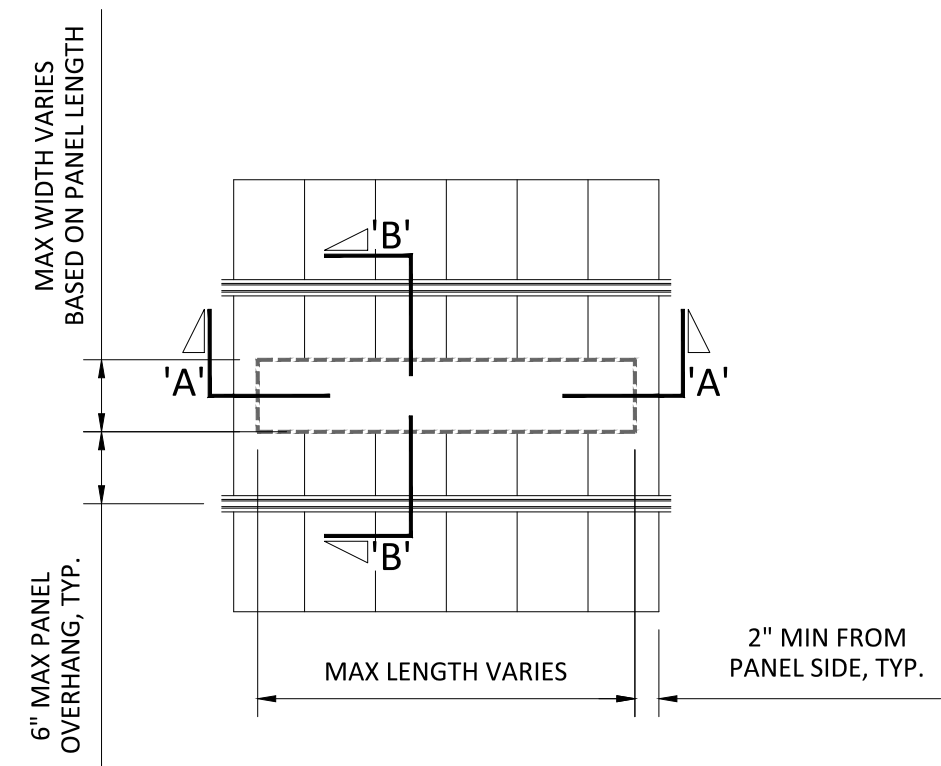


TYPICAL ISOMETRIC

SCALE: NOT TO SCALE

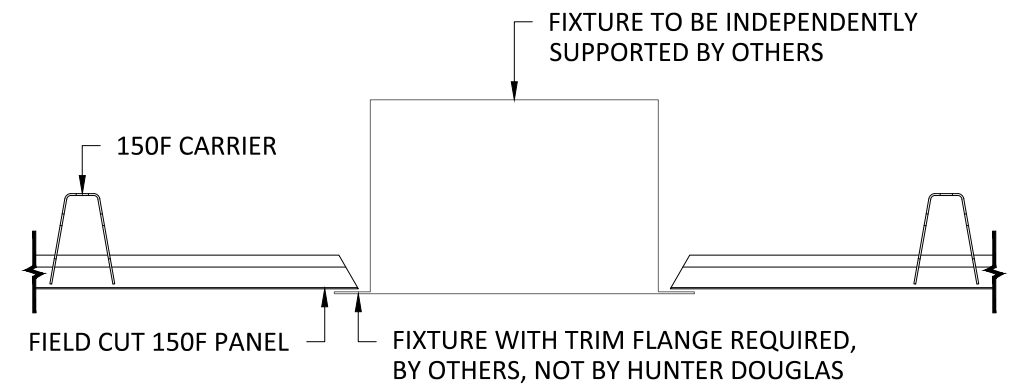
TYPICAL RCP

SCALE: $\frac{3}{4}" = 1'-0"$



SECTION 'A'

SCALE: $3" = 1'-0"$



SECTION 'B'

SCALE: $3" = 1'-0"$

NOTE: ROUND OPENINGS LESS THAN EIGHT (8) INCHES DIAMETER TYPICALLY FIELD CUT INTO PANEL FACE, TRIM FOR ALL FIXTURES BY OTHERS, NOT BY HUNTER DOUGLAS

*VERTICAL SUPPORT OMITTED FOR CLARITY

SPECIFICATIONS

(unless noted otherwise)

MATERIAL: .025" ALUMINUM 150F PANEL | .040" ALUMINUM 150F CARRIER
FINISH: PAINT | POWDER COAT | DECORATED WOOD FINISH | LUXACOTE
PERFORATION: NON-PERFORATED | #124 FOR VENTILATION ONLY

FIELD CUT PANEL FOR FIXTURE OPENINGS

PROJECT: 150F PRODUCT SPECIFICATIONS
DRAWING NUMBER: 150F-B1.10
SCALE: AS SHOWN
DRAWN BY: HDA ENGINEERING
DATE: 8/15/16