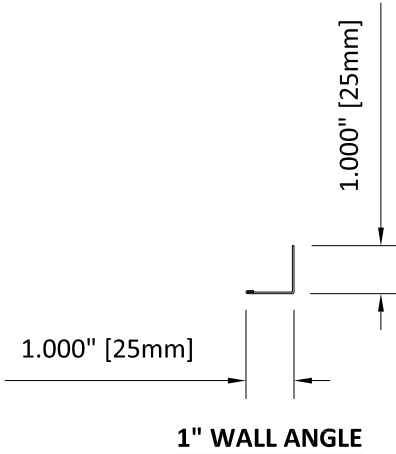
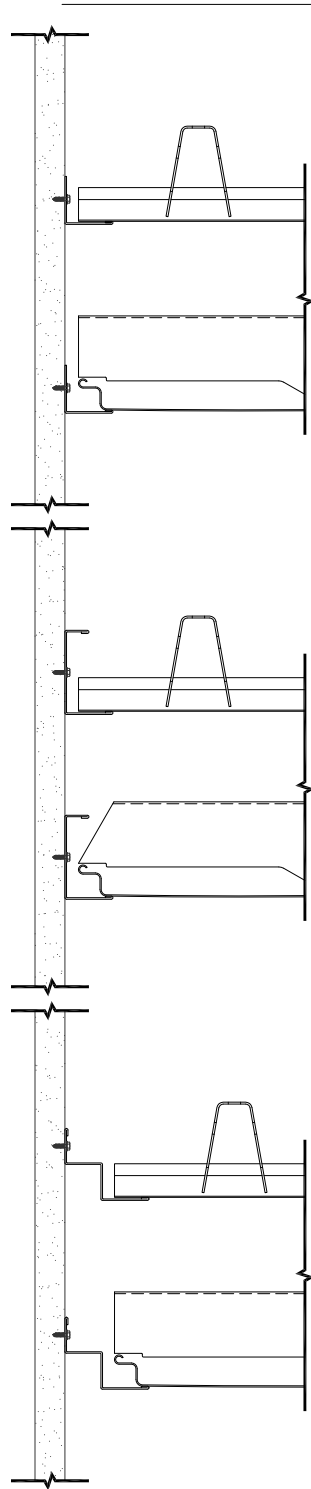
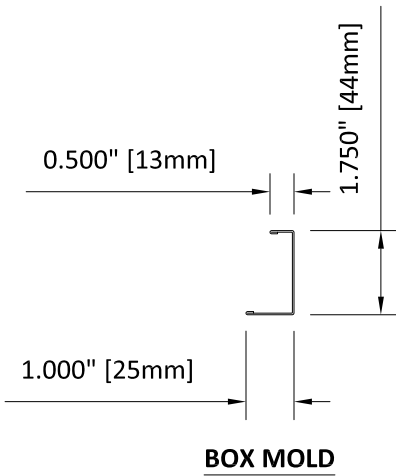


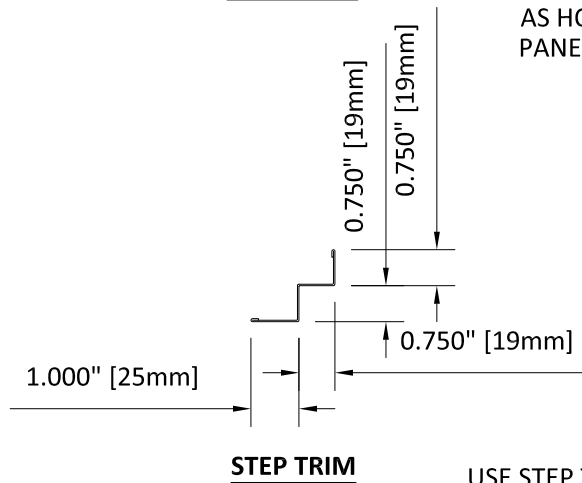
FACTORY PANEL



1" WALL ANGLE

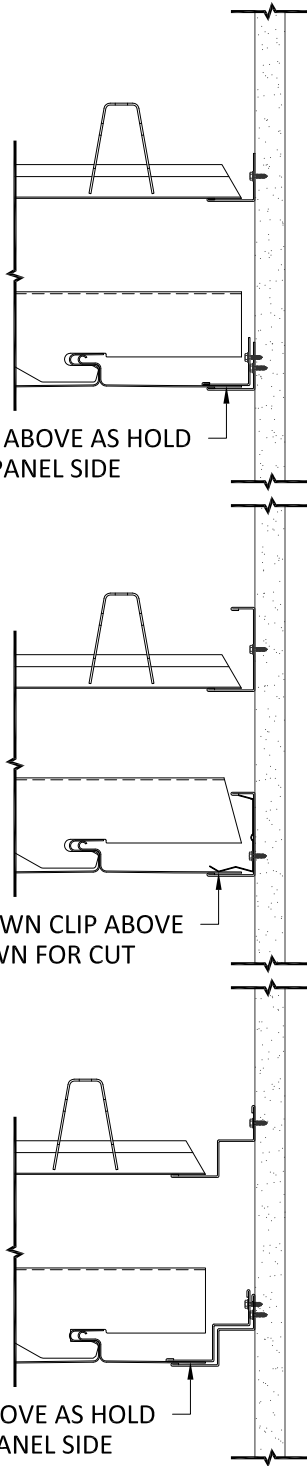


BOX MOLD



STEP TRIM

FIELD CUT PANEL

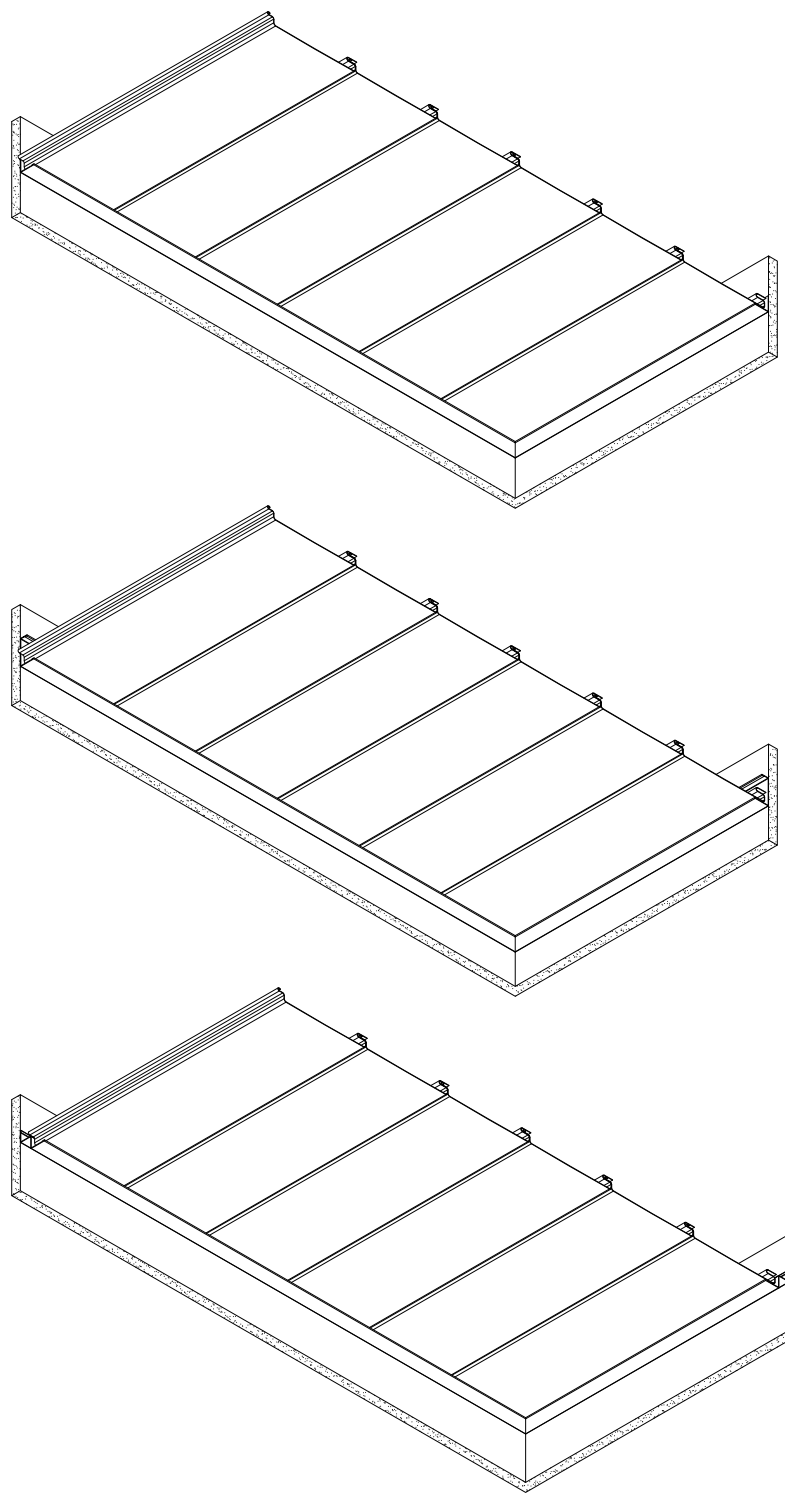


USE WALL ANGLE ABOVE AS HOLD DOWN FOR CUT PANEL SIDE

USE HOLD DOWN CLIP ABOVE AS HOLD DOWN FOR CUT PANEL SIDE

USE STEP TRIM ABOVE AS HOLD DOWN FOR CUT PANEL SIDE

VIEW FROM BELOW



EXTERIOR INSTALLATION

*VERTICAL SUPPORT OMITTED FOR CLARITY

HunterDouglasContract

CEILINGS

5015 Oakbrook Parkway, Suite 100
Norcross, GA 30093
800-366-4327 / 770-806-9557
fax: 770-806-0214

All rights reserved. This drawing is the property of Hunter Douglas and may not be copied or multiplied neither wholly nor partly. It may not be submitted for perusal to third parties either.

www.hunterdouglascontract.com

SPECIFICATIONS

(unless noted otherwise)

MATERIAL: 0.025" ALUMINUM 150F PANEL
0.040" ALUMINUM 150F CARRIER
FINISHES: PAINT / POWDER COAT / DECORATED WOOD FINISH / LUXACOTE
PERFORATION: NOT AVAILABLE

TOLERANCES

(unless noted otherwise)

DECIMAL: .0 +/- .060
.00 +/- .030
.000 +/- .010
FRACTIONAL: +/- 1/32"
ANGULAR: +/- 1/2° (.5°)

LUXALON[®]
METAL CEILINGS

WoodWright[®]
WOOD CEILINGS

Techstyle[®]
ACOUSTICAL CEILINGS

WALL TRIMS

PROJECT: 150F PRODUCT SPECIFICATIONS
DRAWING NUMBER: 150F-EXT11X17-T001
PART NUMBER: N/A
SCALE: 3" = 1'-0"
DATE: 2/5/13
DRAWN BY: HDAP ENGINEERING