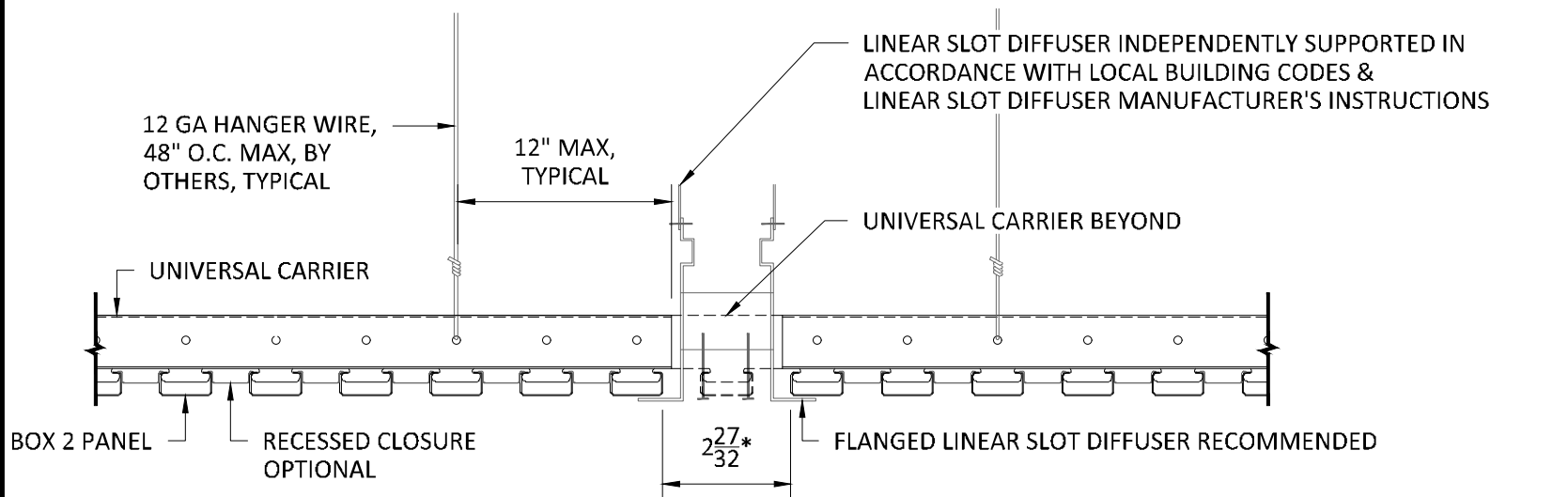


TYPICAL ISOMETRIC

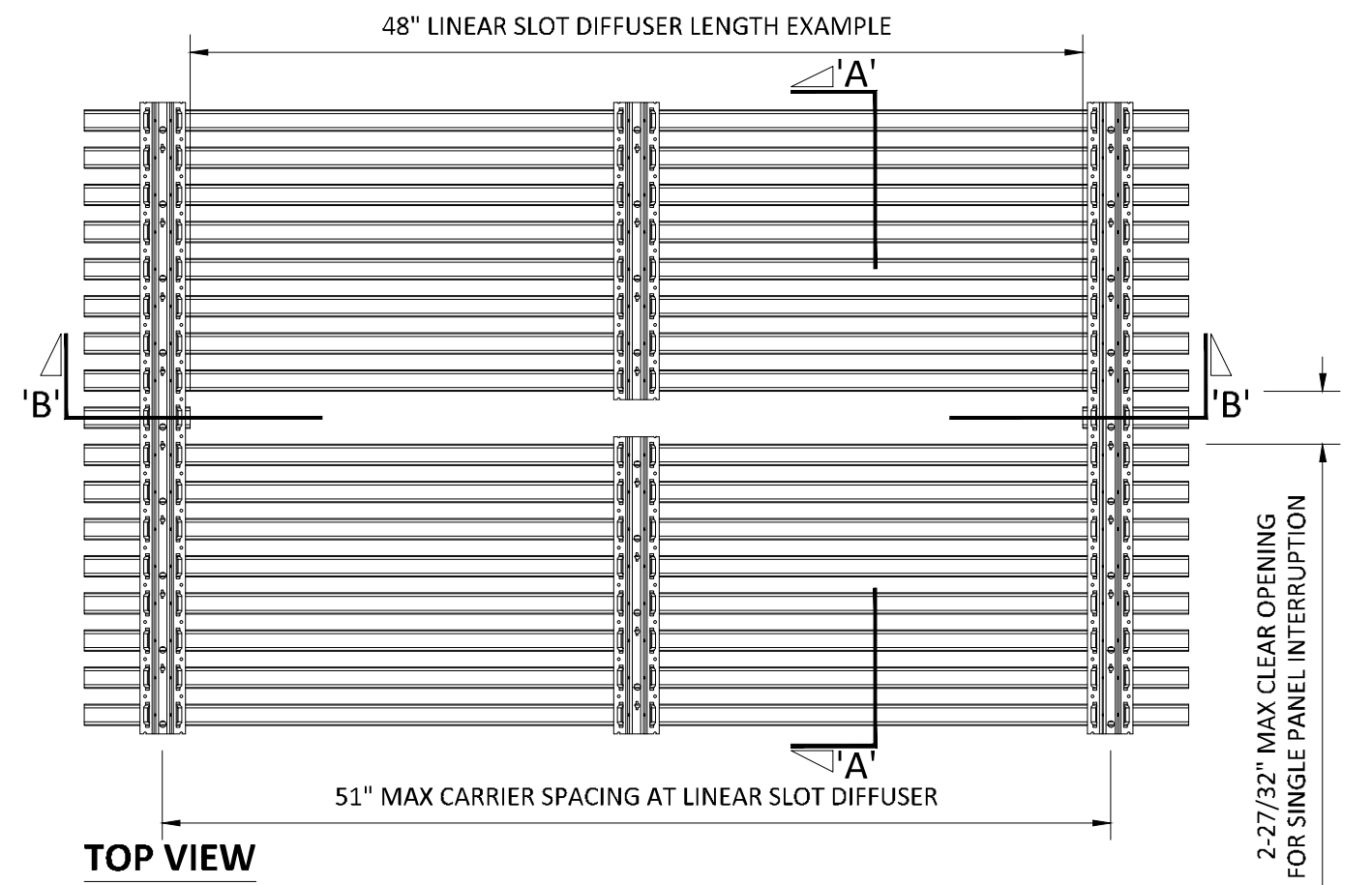
SCALE: NOT TO SCALE



SECTION 'A'

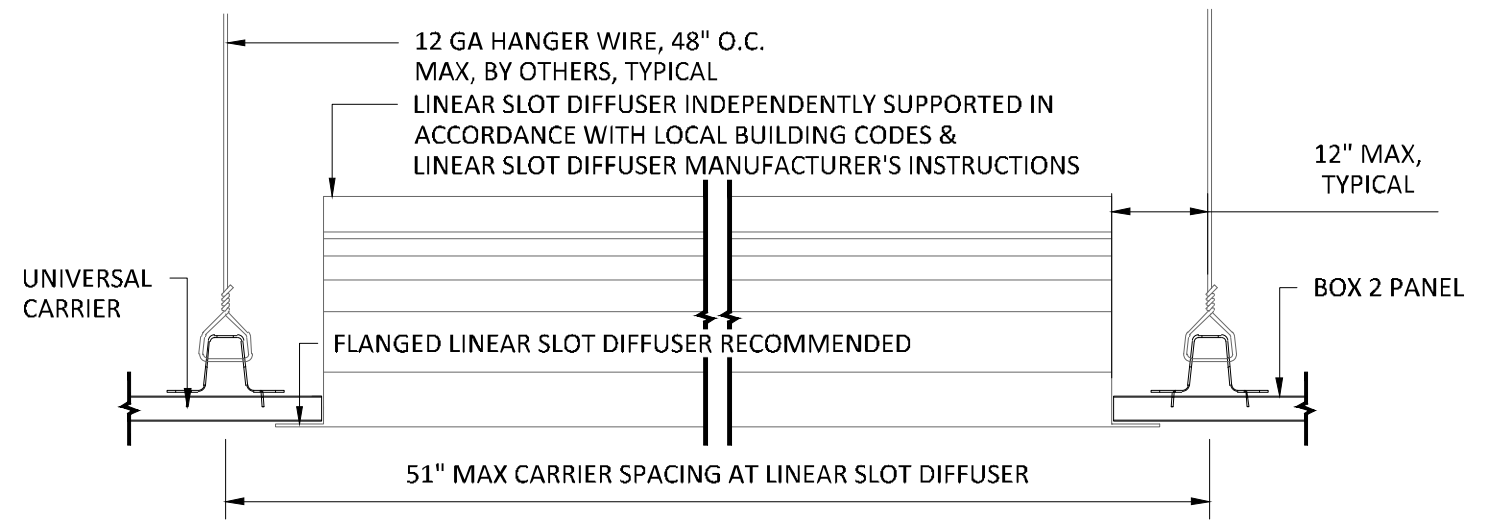
SCALE: 3" = 1'-0"

* $2\frac{27}{32}$ " MAX CLEAR OPENING, PANEL EDGE TO PANEL EDGE, FOR SINGLE PANEL INTERRUPTION.
 $4\frac{27}{32}$ " MAX CLEAR OPENING, PANEL EDGE TO PANEL EDGE, FOR DOUBLE PANEL INTERRUPTION.



TOP VIEW

SCALE: NOT TO SCALE



SECTION 'B'

SCALE: 3" = 1'-0"

NOTE: DIFFUSER WITH TRIM FLANGE NOT BY HUNTER DOUGLAS

HunterDouglas
Architectural

5015 Oakbrook Parkway, Suite 100
Norcross, GA 30093
T 800.366.4327
F 770.806.0214
HDarchitectural.com

All rights reserved. This drawing is the property of Hunter Douglas. It may not be copied or multiplied, neither wholly nor partly. It may not be submitted for perusal to third parties.

SPECIFICATIONS

(unless noted otherwise)

MATERIAL: .020" | .025" ALUMINUM BOX 2 PANEL | .040" ALUMINUM UNIVERSAL CARRIER
 FINISH: PAINT | POWDER COAT | DECORATED WOOD FINISH | WOOD VENEER | LUXACOTE
 PERFORATION: NOT AVAILABLE

INTERRUPTED PANEL FOR TYPICAL DIFFUSER

PROJECT: LINEAR BOX 2 PRODUCT SPECIFICATIONS
 DRAWING NUMBER: BOX2-A1.10
 SCALE: AS SHOWN
 DRAWN BY: HDA ENGINEERING
 DATE: 12/5/16