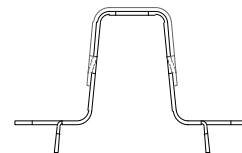


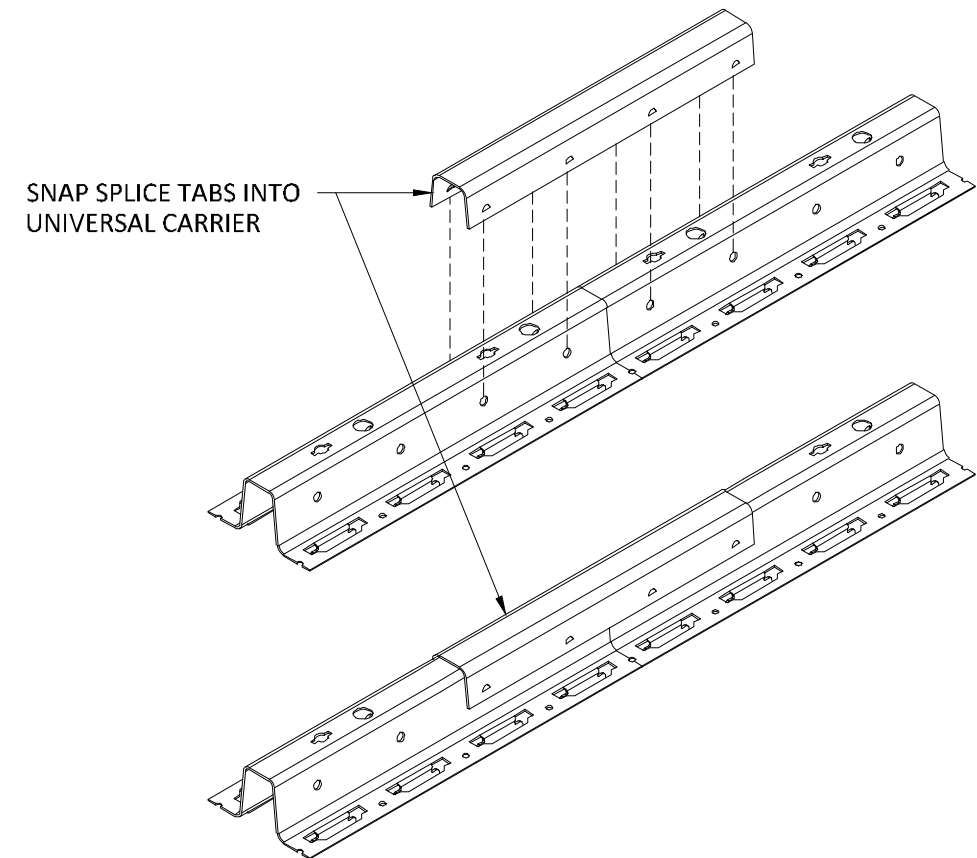
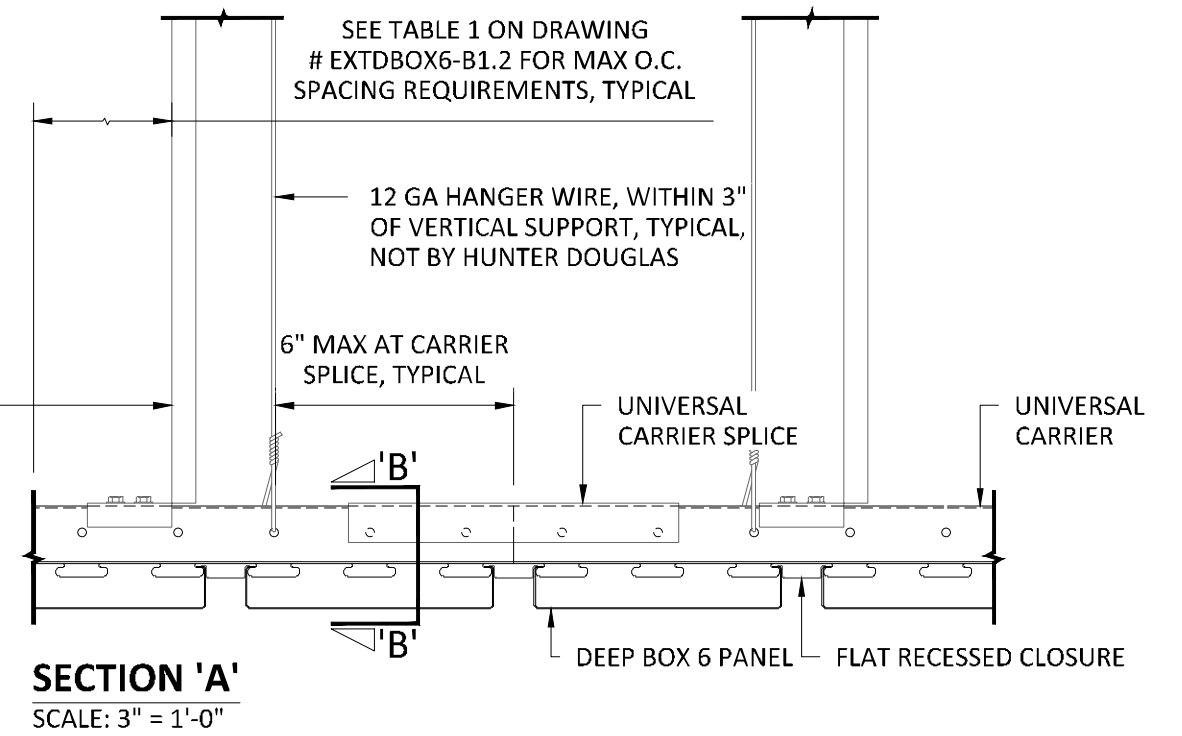
IF THE DESIRED CARRIER LENGTH EXCEEDS THE MAXIMUM OF 16'-0", USE A UNIVERSAL CARRIER SPLICE TO CONNECT THE FACTORY CARRIER ENDS.

THE TABS OF THE SPLICE SNAP INTO THE HOLES IN THE CARRIER AND ADDITIONAL FIXING IS NOT NECESSARY. THE MODULE IS CONTINUED AUTOMATICALLY.



SECTION 'B'
SCALE: FULL (1:1)

VERTICAL SUPPORT 1/2" X 1-1/2"
16 GA GALV. CRC OR EQUAL,
MAX LENGTH 28", SEE NOTE A
ON DRAWING # EXTDBOX6-B1.3 FOR
VERTICAL SUPPORT REQUIREMENTS



EXTERIOR INSTALLATION

HunterDouglas
Architectural

5015 Oakbrook Parkway, Suite 100
Norcross, GA 30093
T 800.366.4327
F 770.806.0214
HDarchitectural.com

All rights reserved. This drawing is the property of Hunter Douglas. It may not be copied or multiplied, neither wholly nor partly. It may not be submitted for perusal to third parties.

SPECIFICATIONS

(unless noted otherwise)

MATERIAL: .025" | .032" | .040" ALUMINUM DEEP BOX 6 PANEL | .040" ALUMINUM
UNIVERSAL CARRIER
FINISH: PAINT | POWDER COAT | DECORATED WOOD FINISH | LUXACOTE
PERFORATION: NOT AVAILABLE

UNIVERSAL CARRIER SPLICE

PROJECT: LINEAR EXTERIOR DEEP BOX 6 PRODUCT SPECIFICATIONS
DRAWING NUMBER: DEEP BOX6-B1.6
SCALE: AS SHOWN
DRAWN BY: HDA ENGINEERING
DATE: 12/5/16