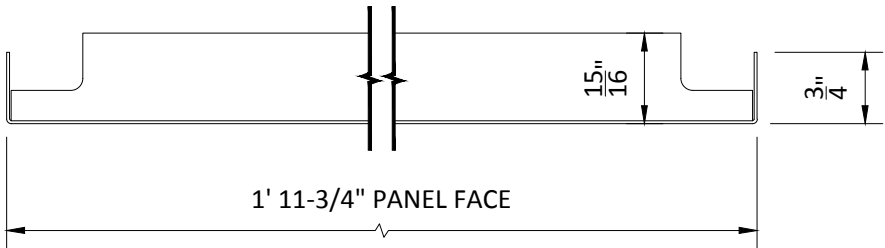
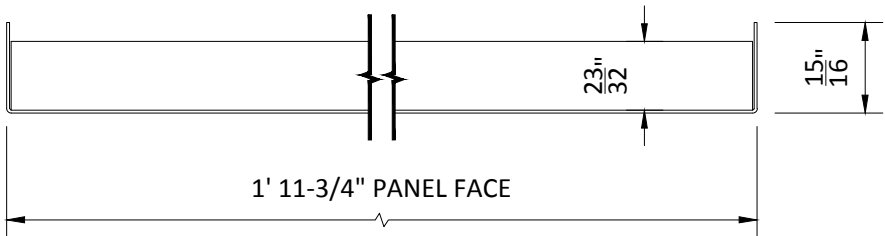


2' x 2' PANEL

SECTION 'A'
SCALE: 6" = 1'-0"

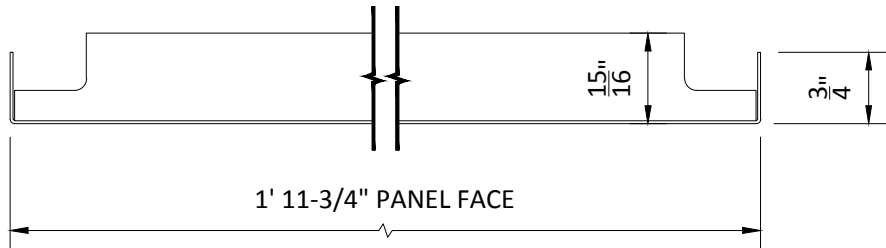


SECTION 'B'
SCALE: 6" = 1'-0"

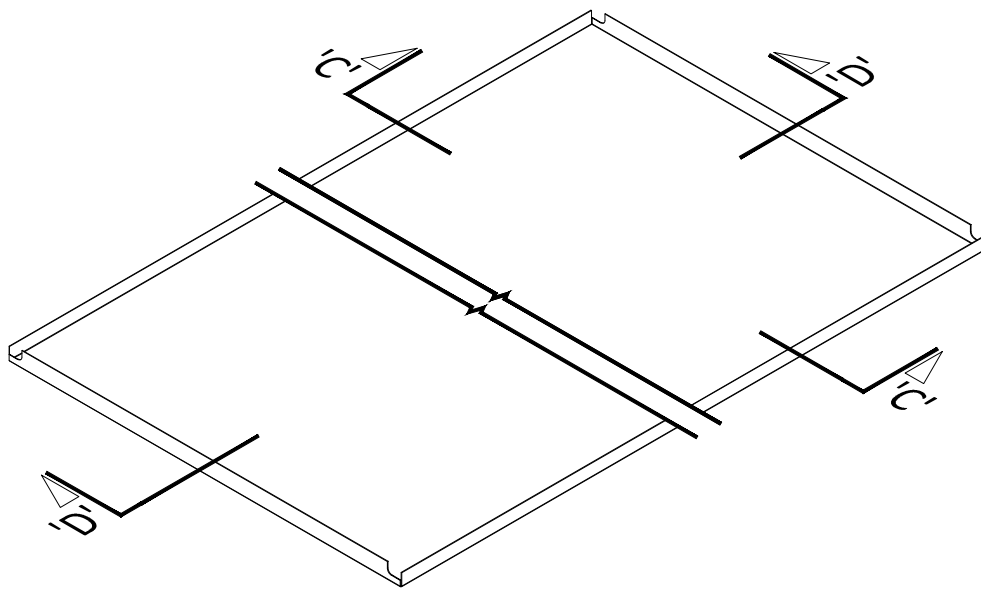
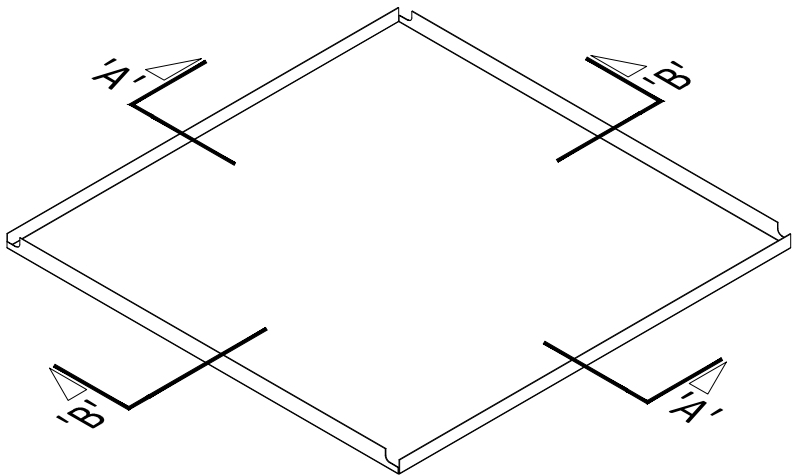
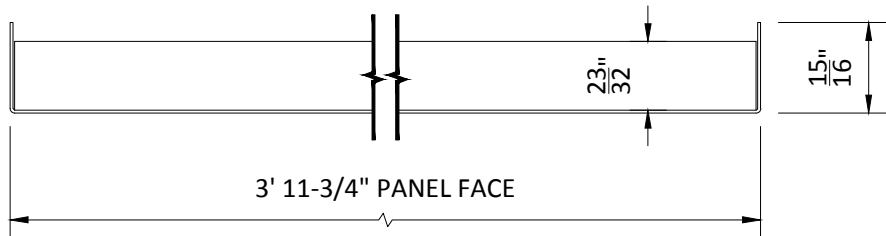


2' x 4' PANEL

SECTION 'C'
SCALE: 6" = 1'-0"



SECTION 'D'
SCALE: 6" = 1'-0"



INTERIOR INSTALLATION

*SQUARE LAY-IN PANELS FOR 9/16" AND 15/16" GRID SHOWN

HunterDouglasContract

CEILINGS

5015 Oakbrook Parkway, Suite 100
Norcross, GA 30093
800-366-4327 / 770-806-9557
fax: 770-806-0214

All rights reserved. This drawing is the property of Hunter Douglas and may not be copied or multiplied neither wholly nor partly. It may not be submitted for perusal to third parties either.

www.hunterdouglascontract.com

SPECIFICATIONS

(unless noted otherwise)

MATERIAL: 0.032" OR 0.040" ALUMINUM LAY-IN PANEL

FINISH: PAINT / POWDER COAT / DECORATED WOOD FINISH / WOOD VENEER

PERFORATION: SEE DETAIL A1.1 THIS SET

LUXALON
METAL CEILINGS

WoodWright
WOOD CEILINGS

Techstyle
ACOUSTICAL CEILINGS

TOLERANCES

(unless noted otherwise)

DECIMAL: .0 +/- .060
.00 +/- .030
.000 +/- .010

FRACTIONAL: +/- 1/32"
ANGULAR: +/- 1/2° (.5°)

SQUARE LAY-IN PANEL

PROJECT: LAY-IN PRODUCT SPECIFICATIONS
DRAWING NUMBER: LAY-IN-A1.4
PART NUMBER: N/A
SCALE: AS SHOWN
DATE: 8/20/14
DRAWN BY: HDAP ENGINEERING