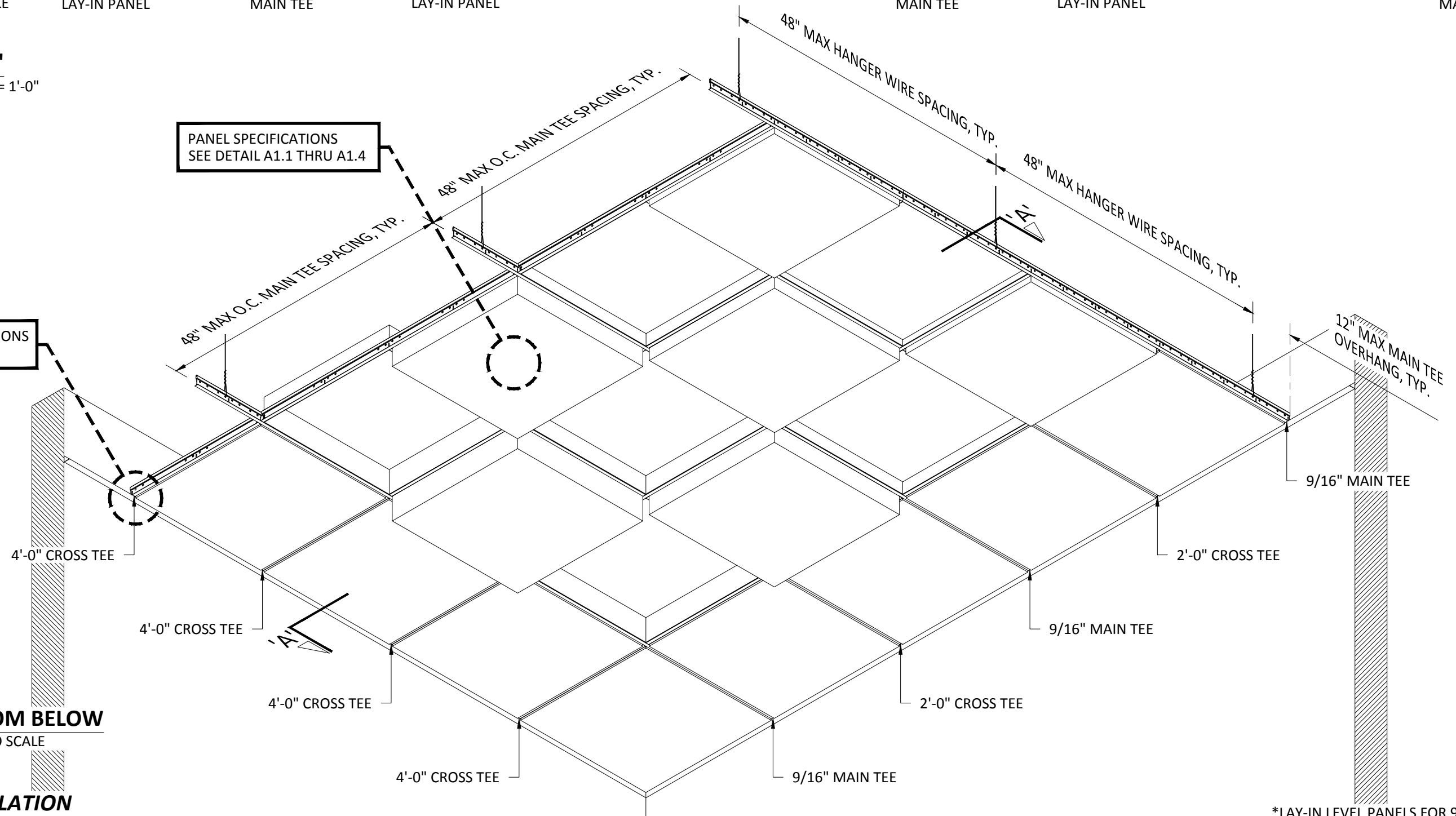


DETAIL 'A'

SCALE: 1-1/2" = 1'-0"

PANEL SPECIFICATIONS
SEE DETAIL A1.1 THRU A1.4

WALL TRIM CONDITIONS
SEE DETAIL A1.5



VIEW FROM BELOW

SCALE: NOT TO SCALE

INTERIOR INSTALLATION

*LAY-IN LEVEL PANELS FOR 9/16" GRID SHOWN

HunterDouglasContract

CEILINGS

5015 Oakbrook Parkway, Suite 100
Norcross, GA 30093
800-366-4327 / 770-806-9557
fax: 770-806-0214

All rights reserved. This drawing is the property of Hunter Douglas and may not be copied or multiplied neither wholly nor partly. It may not be submitted for perusal to third parties either.

www.hunterdouglascontract.com

SPECIFICATIONS

(unless noted otherwise)

MATERIAL: 0.032" ALUMINUM LAY-IN LEVELS PANEL

FINISH: PAINT / POWDER COAT / DECORATED WOOD FINISH

PERFORATION: SEE DETAIL A1.1 ON LAY-IN STORYBOARD SET

TOLERANCES

(unless noted otherwise)

DECIMAL: .0 +/- .060

.00 +/- .030

.000 +/- .010

FRACTIONAL: +/- 1/32"

ANGULAR: +/- 1/2° (.5°)

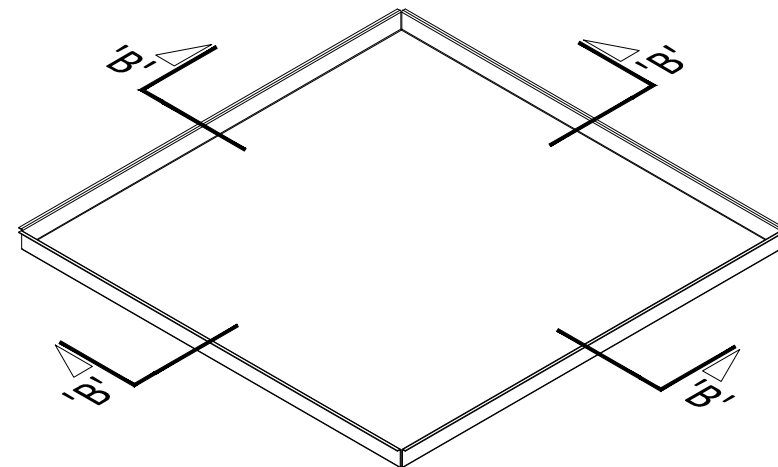
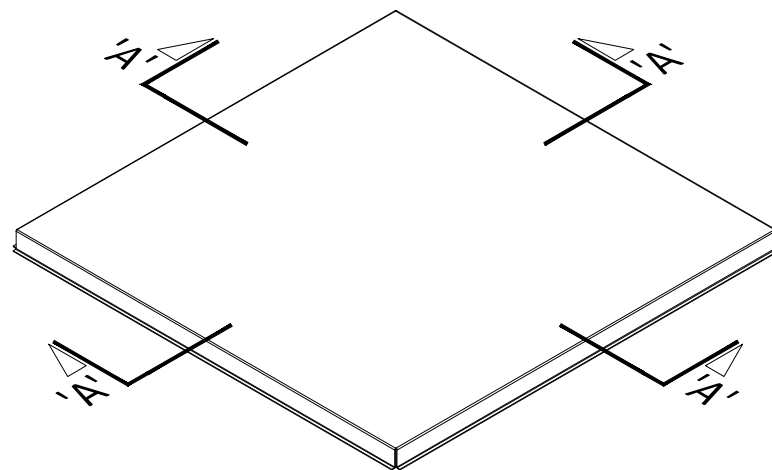
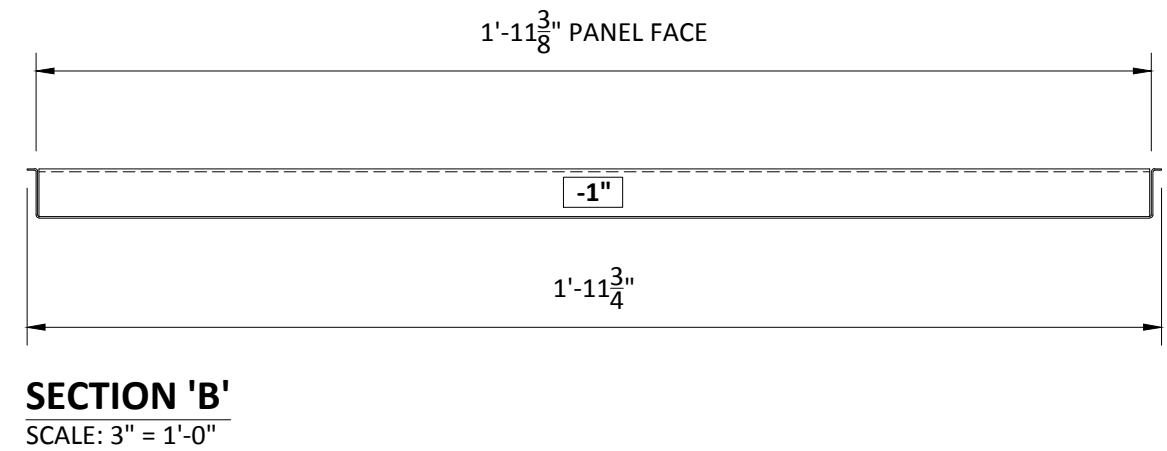
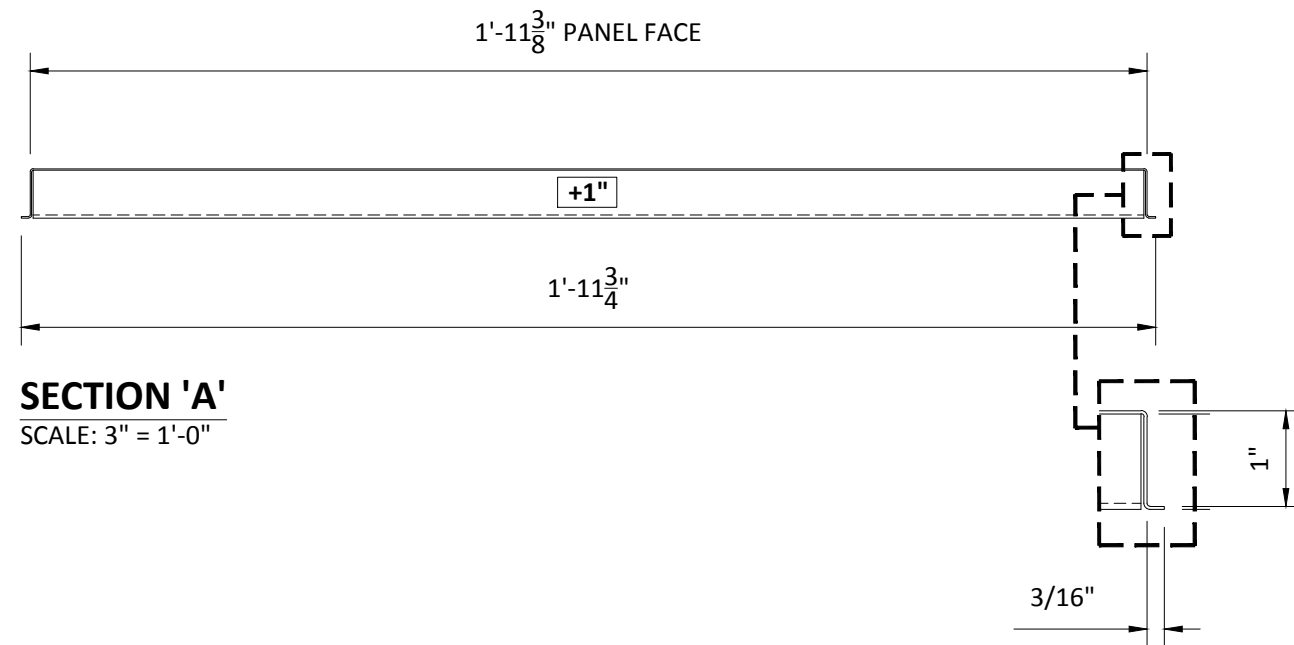
LUXALON
METAL CEILINGS

WoodWright
WOOD CEILINGS

Techstyle
ACOUSTICAL CEILINGS

OVERALL ISOMETRIC VIEW

PROJECT: LAY-IN LEVELS PRODUCT SPECIFICATIONS
DRAWING NUMBER: LAY-IN-LEVELS-A1.0
PART NUMBER: N/A
SCALE: AS SHOWN
DATE: 8/20/14
DRAWN BY: HDAP ENGINEERING



INTERIOR INSTALLATION

*1" REVEAL LAY-IN PANEL FOR 9/16" GRID SHOWN

HunterDouglasContract

CEILINGS

5015 Oakbrook Parkway, Suite 100
Norcross, GA 30093
800-366-4327 / 770-806-9557
fax: 770-806-0214

All rights reserved. This drawing is the property of Hunter Douglas and may not be copied or multiplied neither wholly nor partly. It may not be submitted for perusal to third parties either.

www.hunterdouglascontract.com

SPECIFICATIONS

(unless noted otherwise)

MATERIAL: 0.032" ALUMINUM LAY-IN LEVELS PANEL

FINISH: PAINT / POWDER COAT / DECORATED WOOD FINISH

PERFORATION: SEE DETAIL A1.1 ON LAY-IN STORYBOARD SET

LUXALON
METAL CEILINGS

WoodWright
WOOD CEILINGS

TOLERANCES

(unless noted otherwise)

DECIMAL: .0 +/- .060
.00 +/- .030
.000 +/- .010

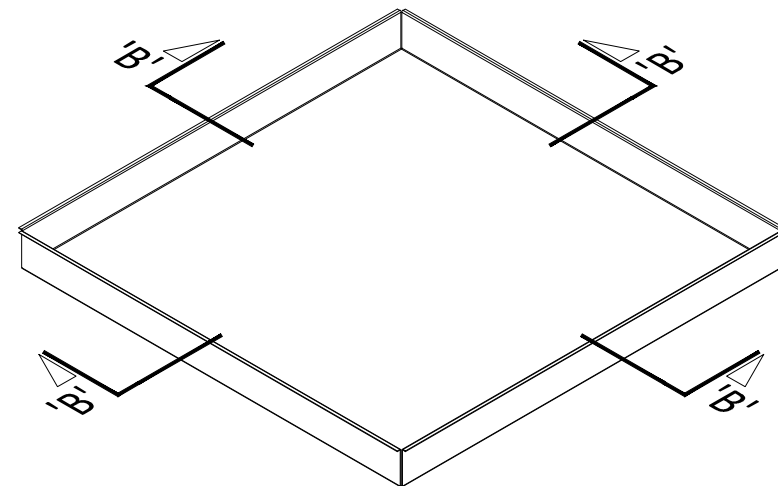
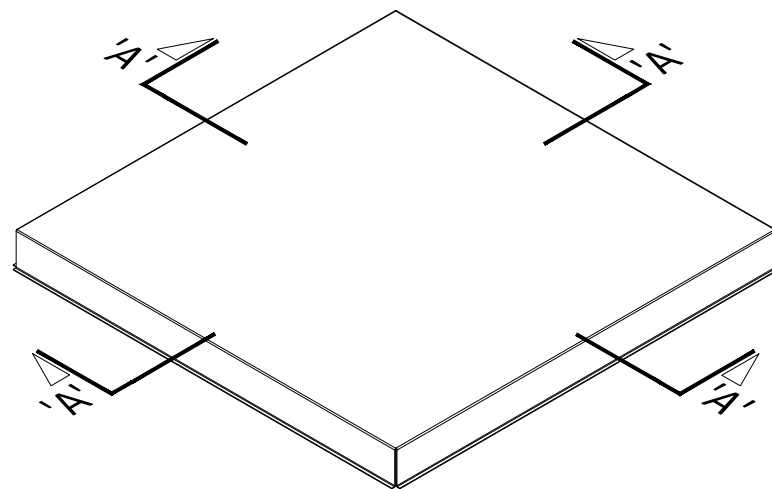
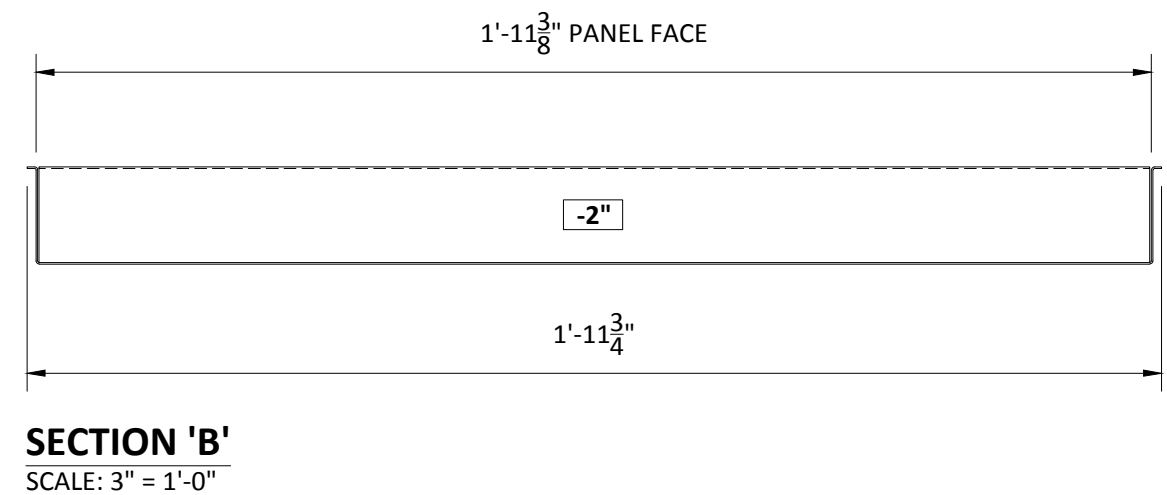
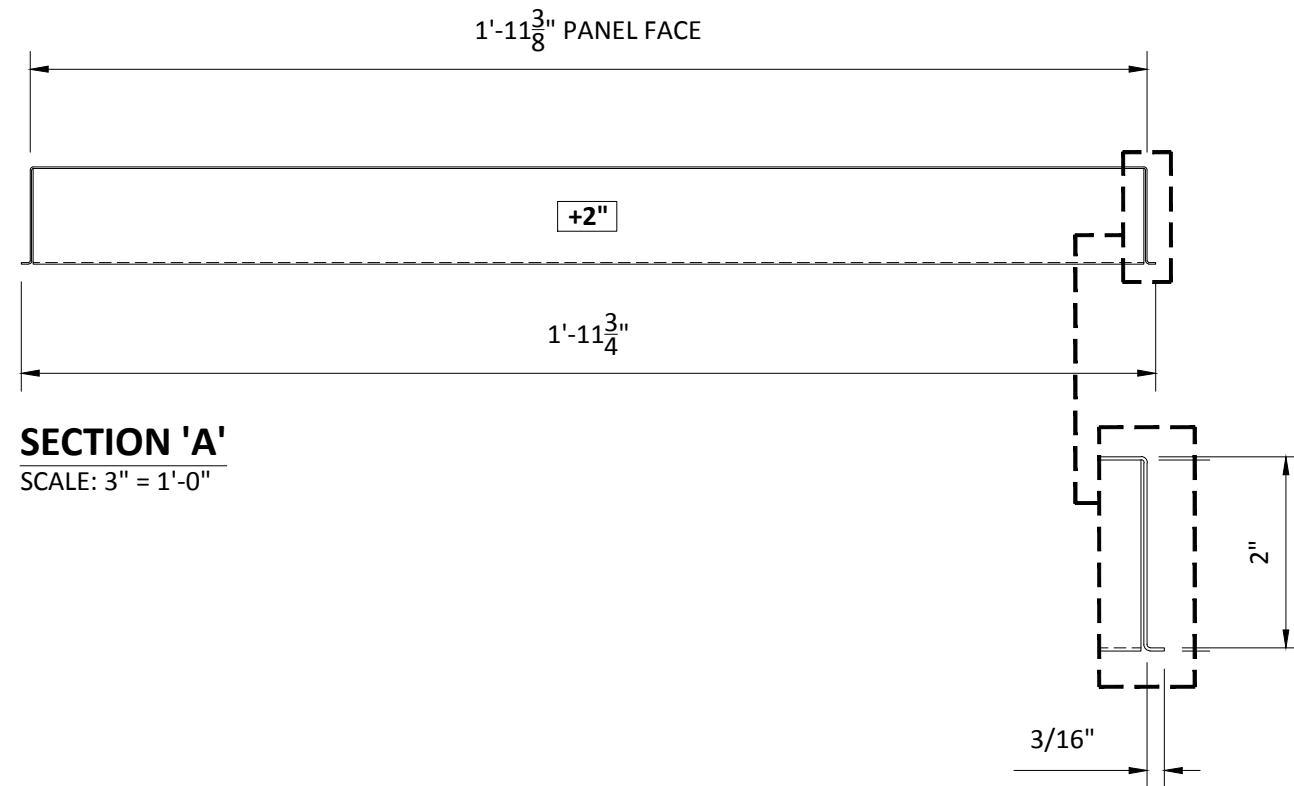
FRACTIONAL: +/- 1/32"

ANGULAR: +/- 1/2° (.5°)

Techstyle
ACOUSTICAL CEILINGS

1" REVEAL LAY-IN PANEL

PROJECT: LAY-IN LEVELS PRODUCT SPECIFICATIONS
DRAWING NUMBER: LAY-IN-LEVELS-A1.1
PART NUMBER: N/A
SCALE: AS SHOWN
DATE: 8/20/14
DRAWN BY: HDAP ENGINEERING



INTERIOR INSTALLATION

*2" REVEAL LAY-IN PANEL FOR 9/16" GRID SHOWN

HunterDouglasContract

CEILINGS

5015 Oakbrook Parkway, Suite 100
Norcross, GA 30093
800-366-4327 / 770-806-9557
fax: 770-806-0214

All rights reserved. This drawing is the property of Hunter Douglas and may not be copied or multiplied neither wholly nor partly. It may not be submitted for perusal to third parties either.

www.hunterdouglascontract.com

SPECIFICATIONS

(unless noted otherwise)

MATERIAL: 0.032" ALUMINUM LAY-IN LEVELS PANEL

FINISH: PAINT / POWDER COAT / DECORATED WOOD FINISH

PERFORATION: SEE DETAIL A1.1 ON LAY-IN STORYBOARD SET

LUXALON
METAL CEILINGS

WoodWright
WOOD CEILINGS

TOLERANCES

(unless noted otherwise)

DECIMAL: .0 +/- .060
.00 +/- .030
.000 +/- .010

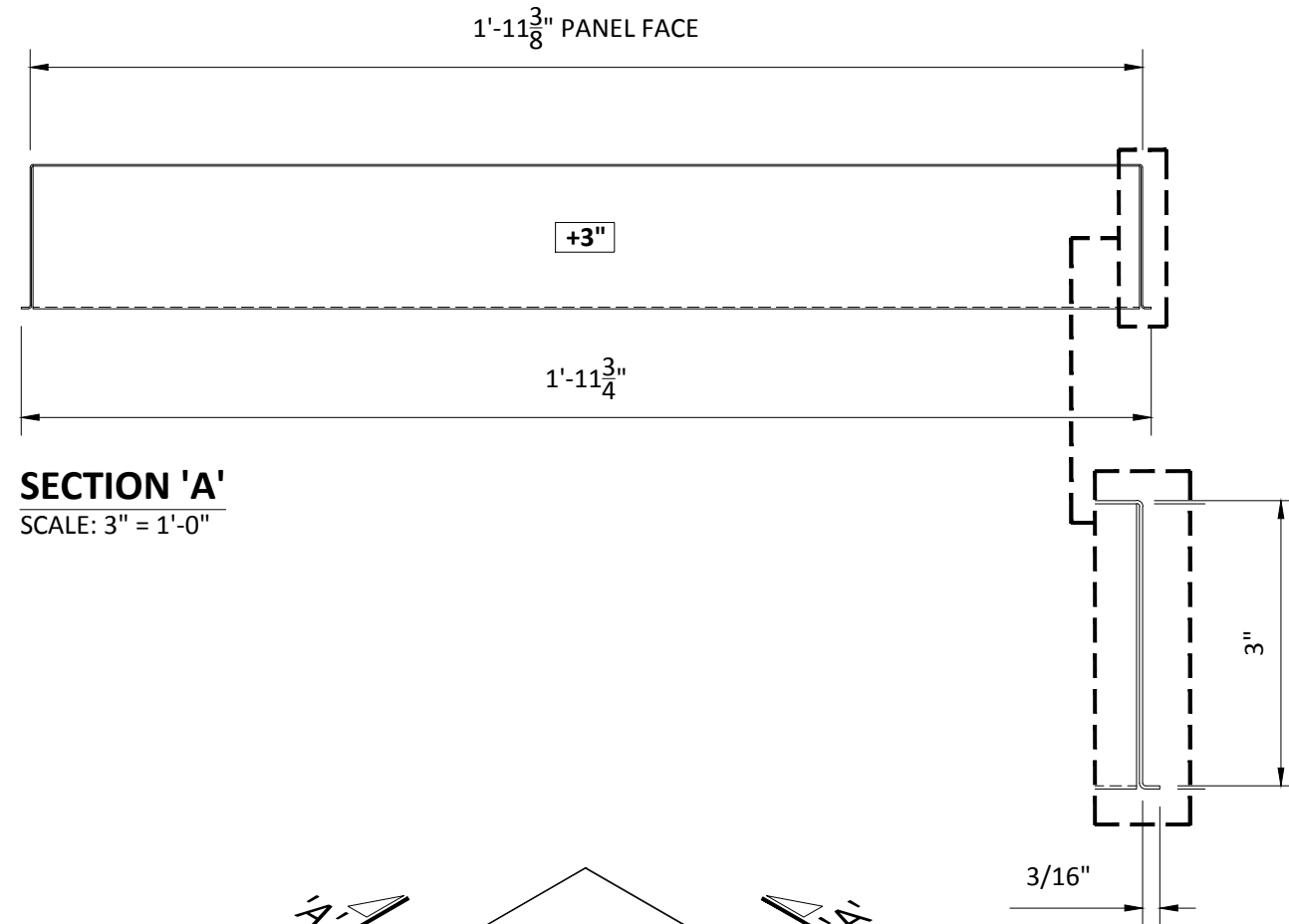
FRACTIONAL: +/- $\frac{1}{32}$ "

ANGULAR: +/- $\frac{1}{2}^\circ$ (.5°)

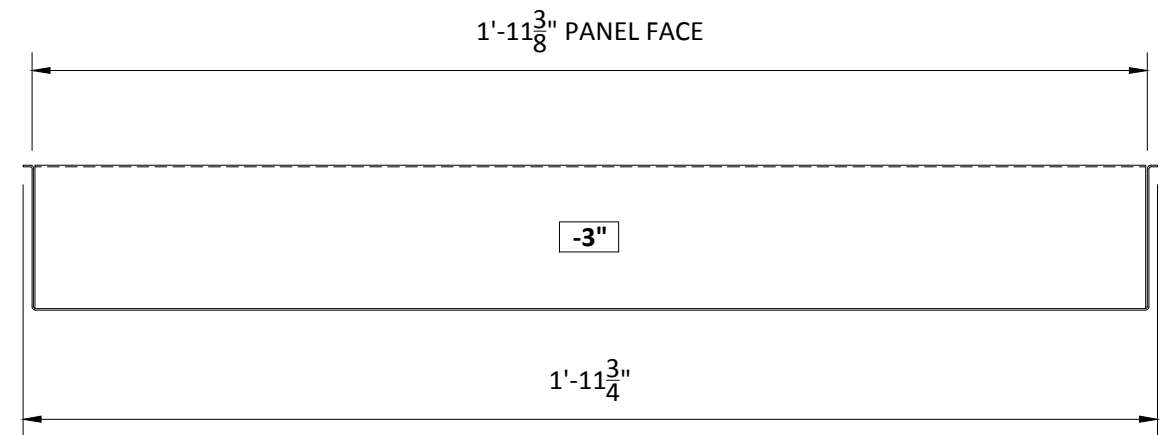
Techstyle
ACOUSTICAL CEILINGS

2" REVEAL LAY-IN PANEL

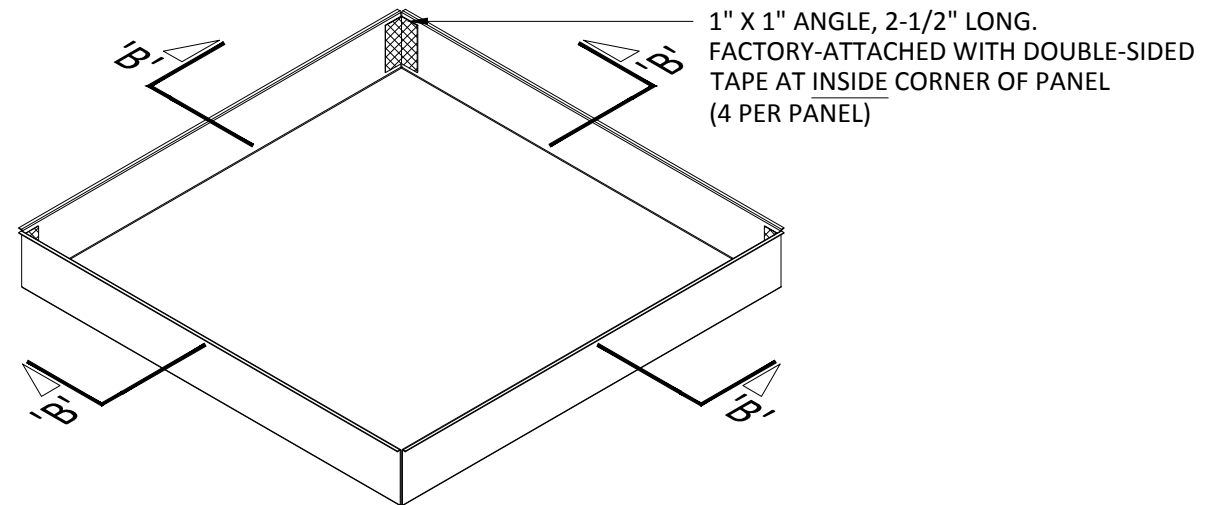
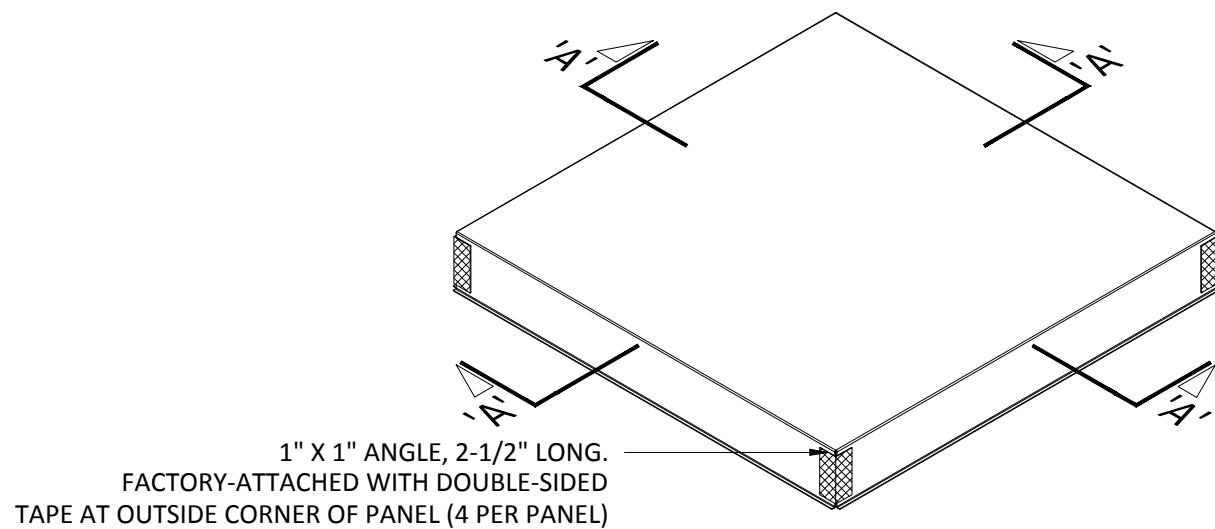
PROJECT: LAY-IN LEVELS PRODUCT SPECIFICATIONS
DRAWING NUMBER: LAY-IN-LEVELS-A1.2
PART NUMBER: N/A
SCALE: AS SHOWN
DATE: 8/20/14
DRAWN BY: HDAP ENGINEERING



SECTION 'A'
SCALE: 3" = 1'-0"



SECTION 'B'
SCALE: 3" = 1'-0"



INTERIOR INSTALLATION

*3" REVEAL LAY-IN PANEL FOR 9/16" GRID SHOWN

HunterDouglasContract

CEILINGS

5015 Oakbrook Parkway, Suite 100
Norcross, GA 30093
800-366-4327 / 770-806-9557
fax: 770-806-0214

All rights reserved. This drawing is the property of Hunter Douglas and may not be copied or multiplied neither wholly nor partly. It may not be submitted for perusal to third parties either.

www.hunterdouglascontract.com

SPECIFICATIONS

(unless noted otherwise)

MATERIAL: 0.032" ALUMINUM LAY-IN LEVELS PANEL

FINISH: PAINT / POWDER COAT / DECORATED WOOD FINISH

PERFORATION: SEE DETAIL A1.1 ON LAY-IN STORYBOARD SET

LUXALON
METAL CEILINGS

WoodWright
WOOD CEILINGS

Techstyle
ACOUSTICAL CEILINGS

TOLERANCES

(unless noted otherwise)

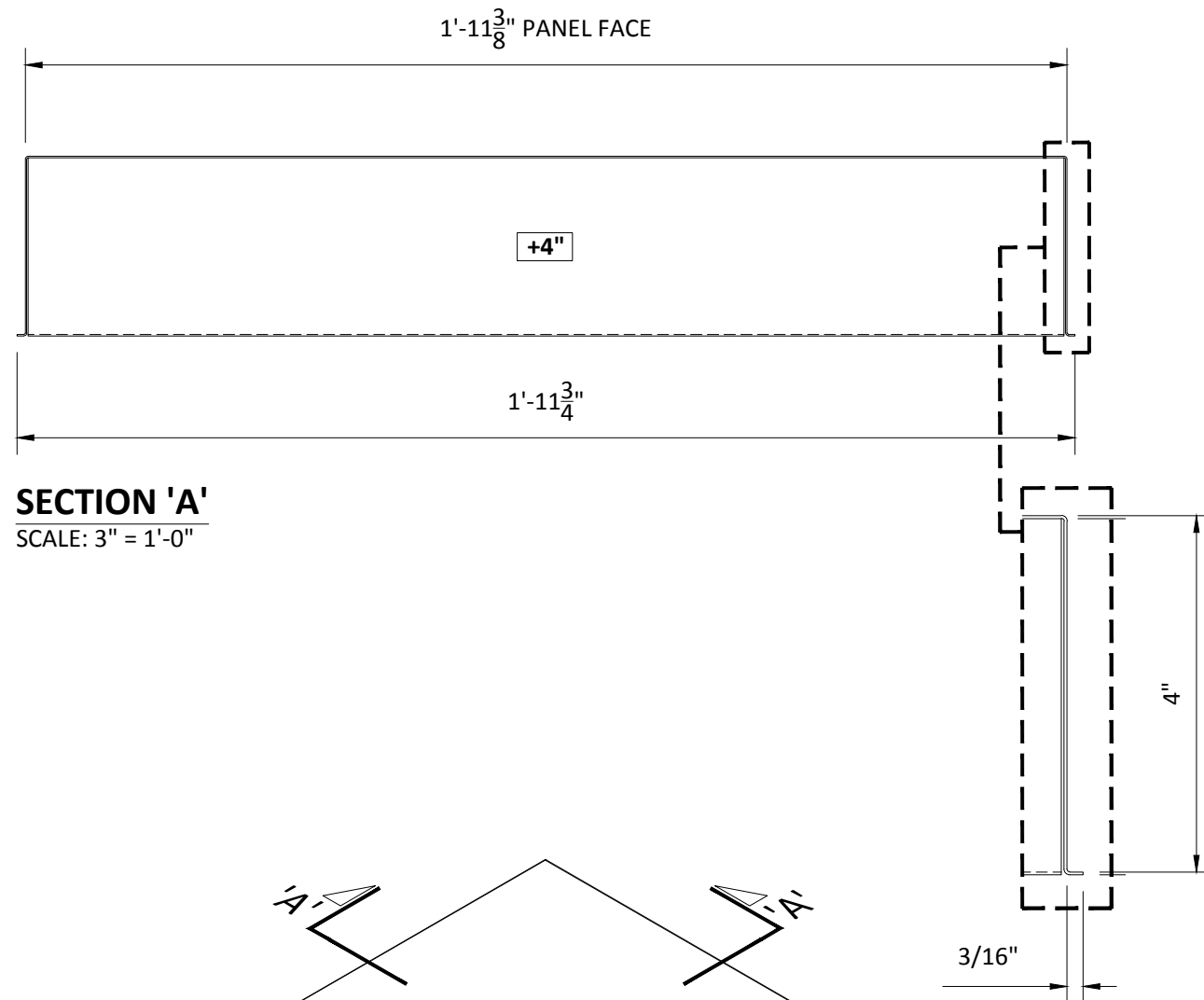
DECIMAL: .0 +/- .060
.00 +/- .030
.000 +/- .010

FRACTIONAL: +/- 1/32"

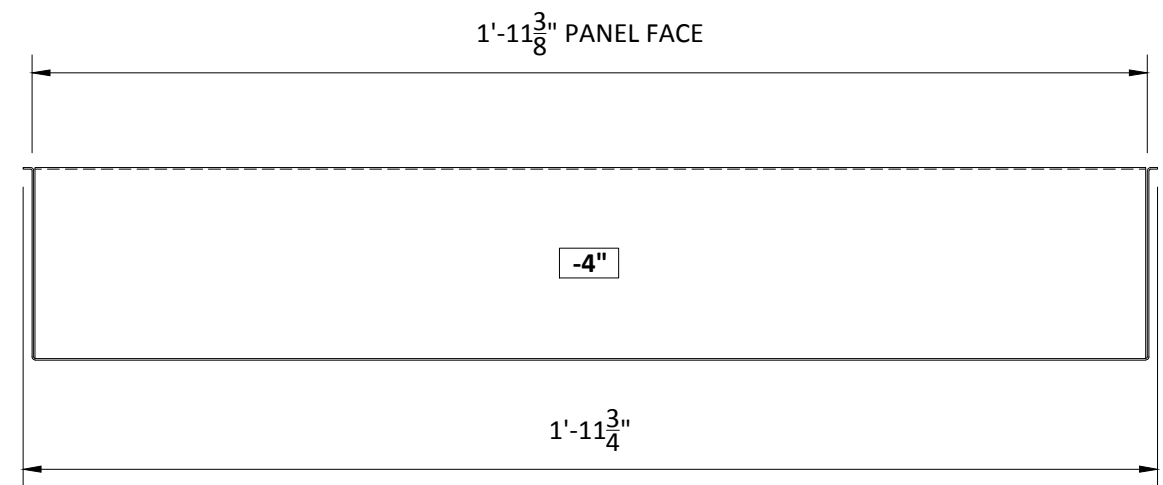
ANGULAR: +/- 1/2° (.5°)

3" REVEAL LAY-IN PANEL

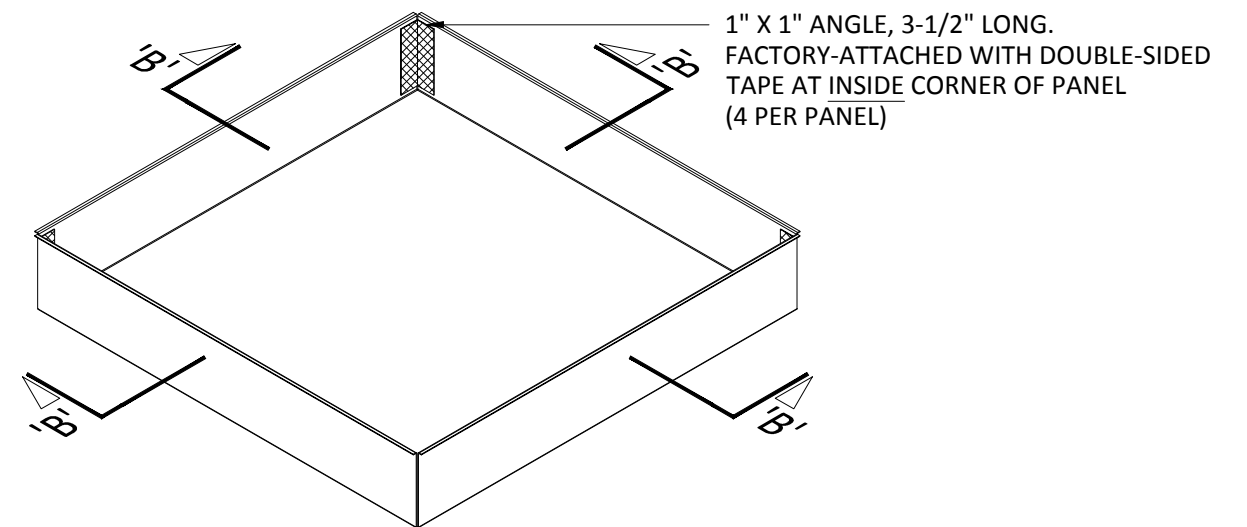
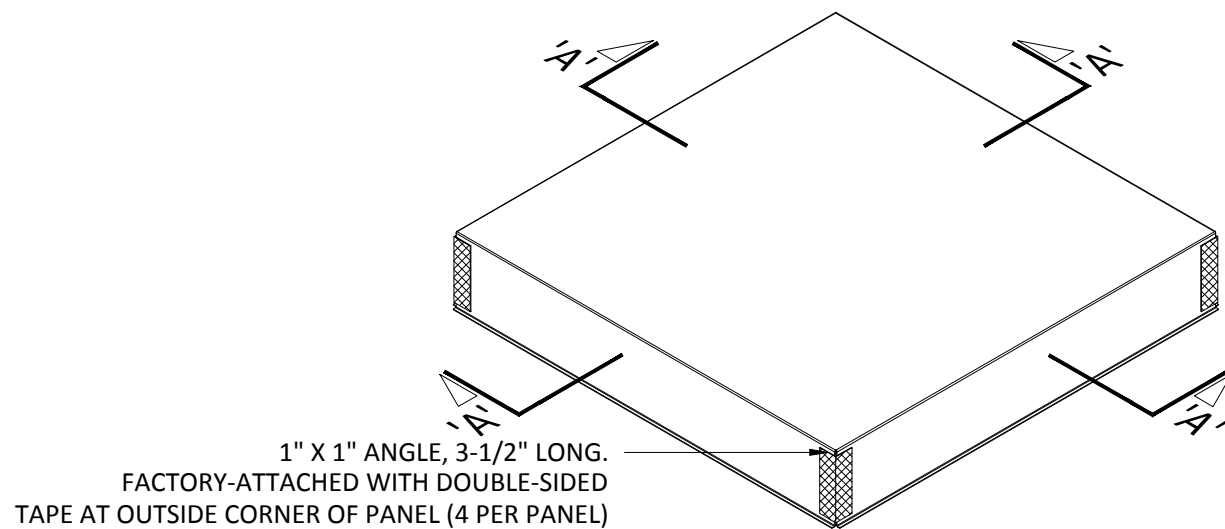
PROJECT: LAY-IN LEVELS PRODUCT SPECIFICATIONS
DRAWING NUMBER: LAY-IN-LEVELS-A1.3
PART NUMBER: N/A
SCALE: AS SHOWN
DATE: 8/20/14
DRAWN BY: HDAP ENGINEERING



SECTION 'A'
SCALE: 3" = 1'-0"



SECTION 'B'
SCALE: 3" = 1'-0"



INTERIOR INSTALLATION

*4" REVEAL LAY-IN PANEL FOR 9/16" GRID SHOWN

HunterDouglasContract

CEILINGS

5015 Oakbrook Parkway, Suite 100
Norcross, GA 30093
800-366-4327 / 770-806-9557
fax: 770-806-0214

All rights reserved. This drawing is the property of Hunter Douglas and may not be copied or multiplied neither wholly nor partly. It may not be submitted for perusal to third parties either.

www.hunterdouglascontract.com

SPECIFICATIONS

(unless noted otherwise)

MATERIAL: 0.032" ALUMINUM LAY-IN LEVELS PANEL

FINISH: PAINT / POWDER COAT / DECORATED WOOD FINISH

PERFORATION: SEE DETAIL A1.1 ON LAY-IN STORYBOARD SET

TOLERANCES

(unless noted otherwise)

DECIMAL: .0 +/- .060
.00 +/- .030
.000 +/- .010

FRACTIONAL: +/- 1/32"

ANGULAR: +/- 1/2° (.5°)

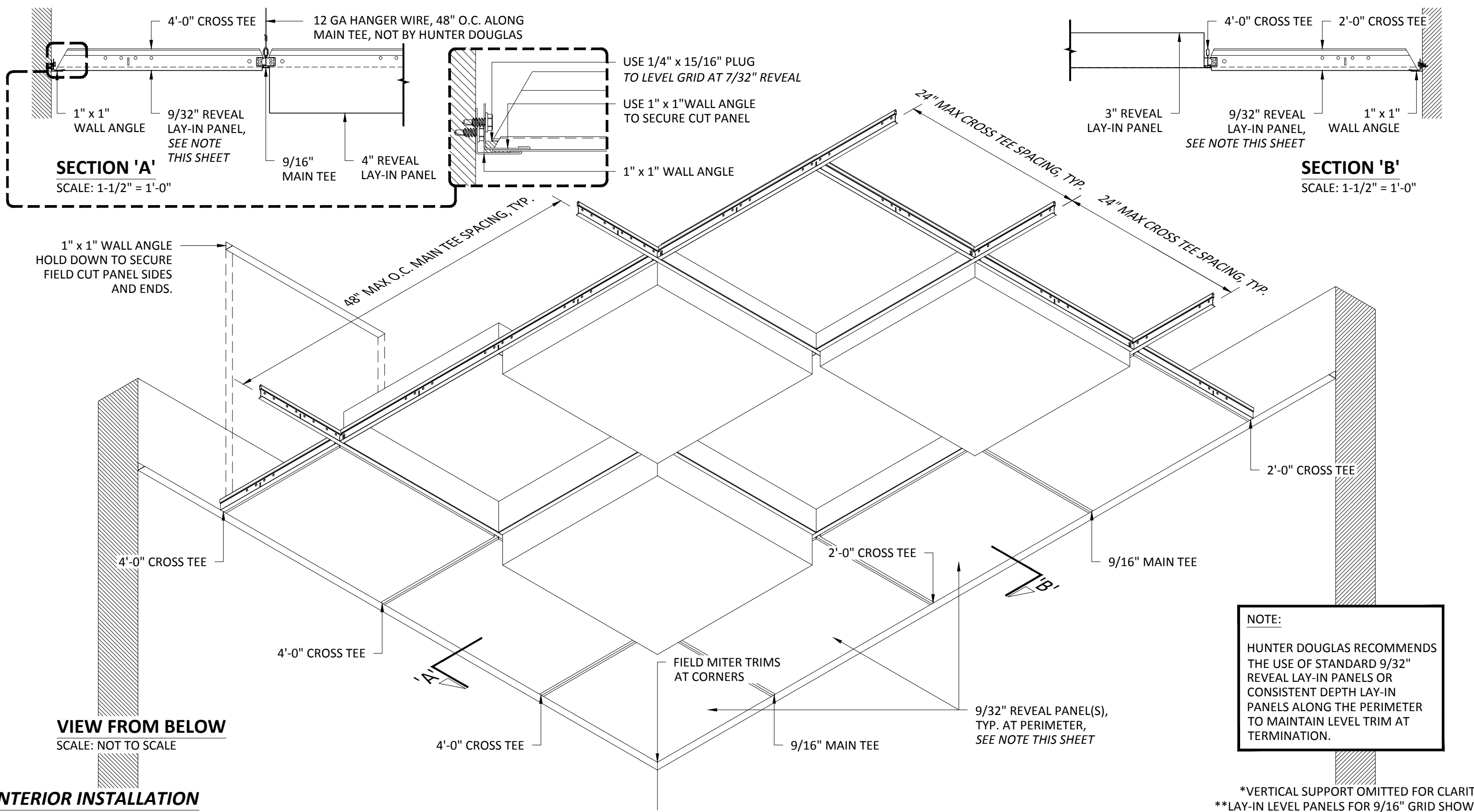
LUXALON
METAL CEILINGS

WoodWright
WOOD CEILINGS

Techstyle
ACOUSTICAL CEILINGS

4" REVEAL LAY-IN PANEL

PROJECT: LAY-IN LEVELS PRODUCT SPECIFICATIONS
DRAWING NUMBER: LAY-IN-LEVELS-A1.4
PART NUMBER: N/A
SCALE: AS SHOWN
DATE: 8/20/14
DRAWN BY: HDAP ENGINEERING



INTERIOR INSTALLATION

HunterDouglasContract

CEILINGS

5015 Oakbrook Parkway, Suite 100
Norcross, GA 30093
800-366-4327 / 770-806-9557
fax: 770-806-0214

All rights reserved. This drawing is the property of Hunter Douglas and may not be copied or multiplied neither wholly nor partly. It may not be submitted for perusal to third parties either.

www.hunterdouglascontract.com

SPECIFICATIONS

(unless noted otherwise)

MATERIAL: 0.032" ALUMINUM LAY-IN LEVELS PANEL

FINISH: PAINT / POWDER COAT / DECORATED WOOD FINISH

PERFORATION: SEE DETAIL A1.1 ON LAY-IN STORYBOARD SET

TOLERANCES

(unless noted otherwise)

DECIMAL: .0 +/- .060

.00 +/- .030

.000 +/- .010

FRACTIONAL: +/- 1/32"

ANGULAR: +/- 1/2° (.5°)

LUXALON[®]
METAL CEILINGS

WoodWright[®]
WOOD CEILINGS

Techstyle[®]
ACOUSTICAL CEILINGS

WALL TRIM SPECIFICATIONS

PROJECT: LAY-IN LEVELS PRODUCT SPECIFICATIONS
DRAWING NUMBER: LAY-IN-LEVELS-A1.5
PART NUMBER: N/A
SCALE: AS SHOWN
DATE: 8/20/14
DRAWN BY: HDAP ENGINEERING