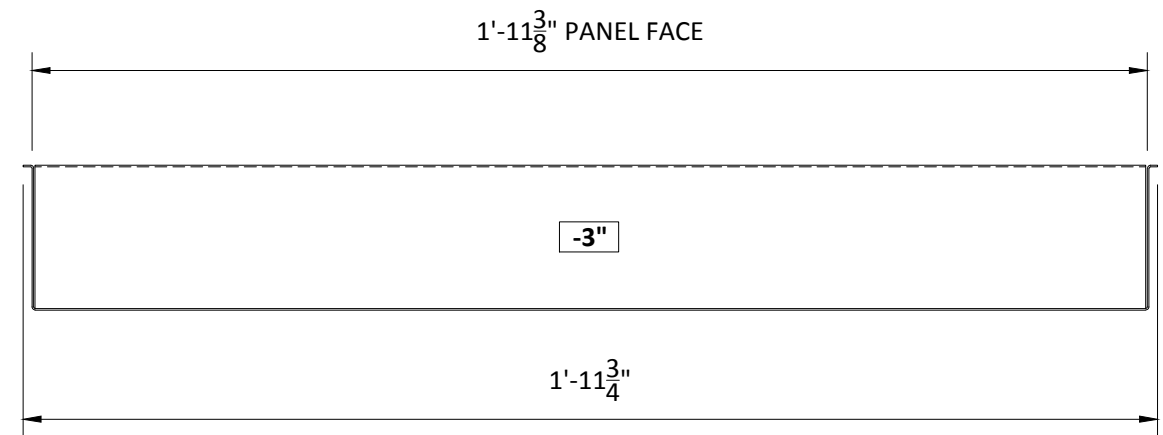
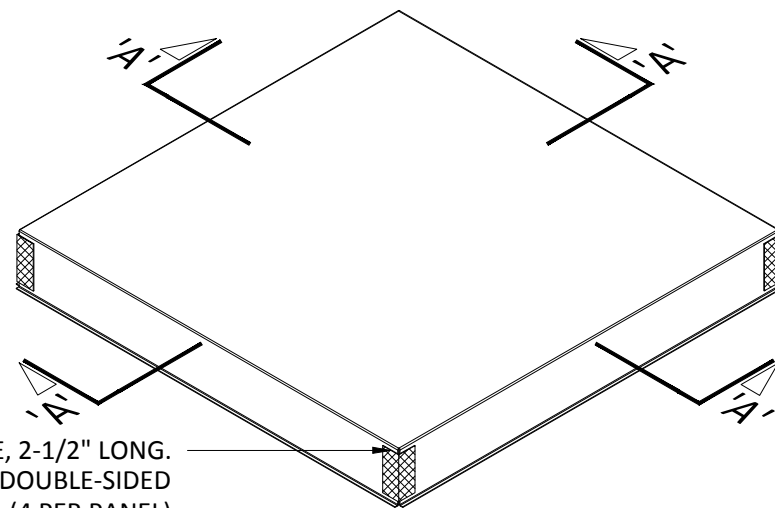


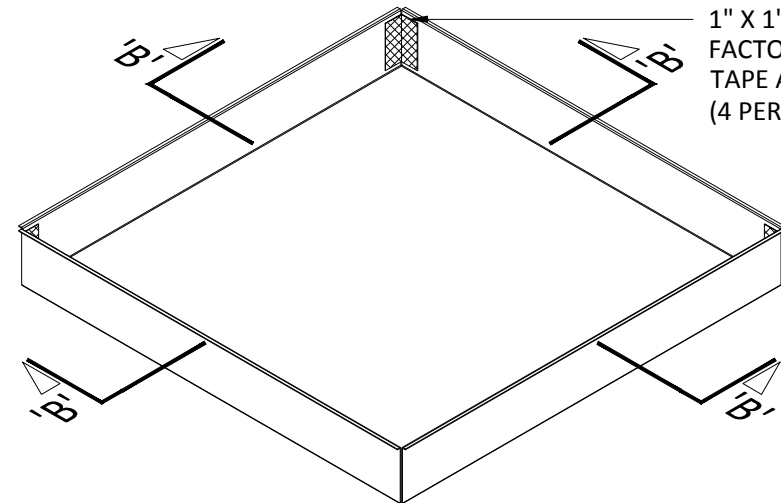
**SECTION 'A'**  
SCALE: 3" = 1'-0"



**SECTION 'B'**  
SCALE: 3" = 1'-0"



1" X 1" ANGLE, 2-1/2" LONG.  
FACTORY-ATTACHED WITH DOUBLE-SIDED  
TAPE AT OUTSIDE CORNER OF PANEL (4 PER PANEL)



1" X 1" ANGLE, 2-1/2" LONG.  
FACTORY-ATTACHED WITH DOUBLE-SIDED  
TAPE AT INSIDE CORNER OF PANEL  
(4 PER PANEL)

## INTERIOR INSTALLATION

\*3" REVEAL LAY-IN PANEL FOR 9/16" GRID SHOWN

# HunterDouglasContract

## CEILINGS

5015 Oakbrook Parkway, Suite 100  
Norcross, GA 30093  
800-366-4327 / 770-806-9557  
fax: 770-806-0214

*All rights reserved. This drawing is the property of Hunter Douglas and may not be copied or multiplied neither wholly nor partly. It may not be submitted for perusal to third parties either.*

www.hunterdouglascontract.com

### SPECIFICATIONS

(unless noted otherwise)

MATERIAL: 0.032" ALUMINUM LAY-IN LEVELS PANEL

FINISH: PAINT / POWDER COAT / DECORATED WOOD FINISH

PERFORATION: SEE DETAIL A1.1 ON LAY-IN STORYBOARD SET

**LUXALON**  
METAL CEILINGS

**WoodWright**  
WOOD CEILINGS

**Techstyle**  
ACOUSTICAL CEILINGS

### TOLERANCES

(unless noted otherwise)

DECIMAL: .0 +/- .060  
.00 +/- .030  
.000 +/- .010

FRACTIONAL: +/- 1/32"

ANGULAR: +/- 1/2° (.5°)

## 3" REVEAL LAY-IN PANEL

PROJECT: LAY-IN LEVELS PRODUCT SPECIFICATIONS  
DRAWING NUMBER: LAY-IN-LEVELS-A1.3  
PART NUMBER: N/A  
SCALE: AS SHOWN  
DATE: 8/20/14  
DRAWN BY: HDAP ENGINEERING