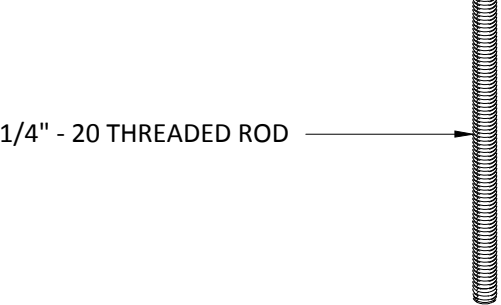
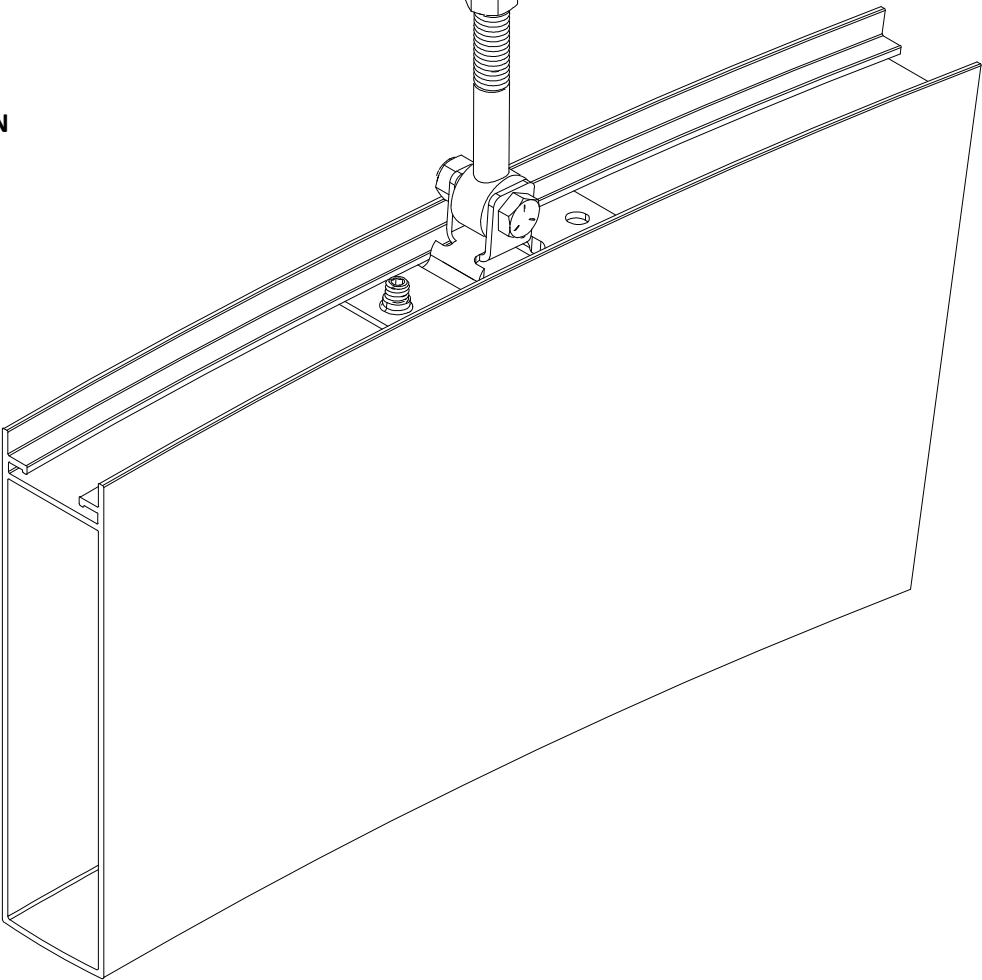
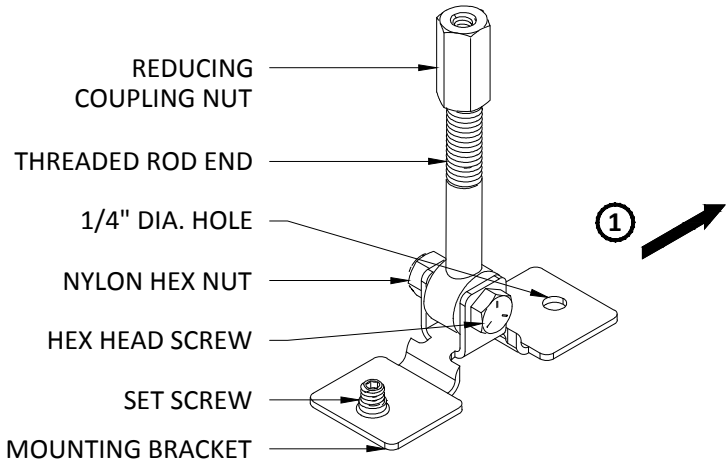


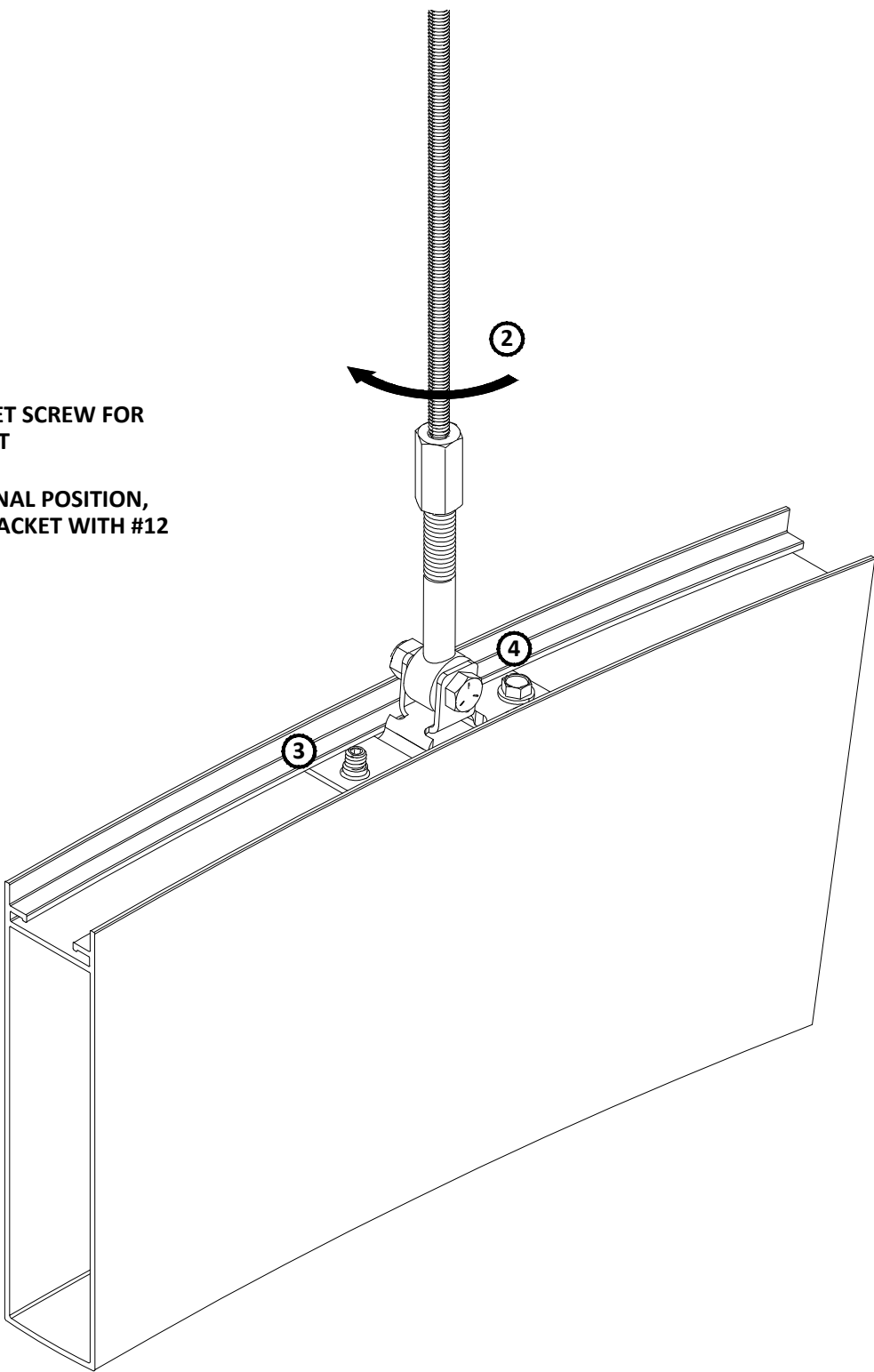
NOTE:
THREADED ROD ATTACHMENT
TO UNISTRUT AND STRUCTURE
ABOVE DESIGNED AND
PROVIDED BY OTHERS.



- ① SLIDE MOUNTING BRACKET
ONTO BAFFLE
- ② LIFT BEAM ASSEMBLY AND
INSERT COUPLING NUT INTO
1/4" - 20 THREADED ROD.
TURN 1/4" - 20 THREADED
ROD CLOCKWISE TO TIGHTEN



- ③ TIGHTEN SET SCREW FOR
ALIGNMENT
- ④ ONCE IN FINAL POSITION,
SECURE BRACKET WITH #12
TEK SCREW



HunterDouglasContract

CEILING

5015 Oakbrook Parkway, Suite 100
Norcross, GA 30093
800-366-4327 / 770-806-9557
fax: 770-806-0214

All rights reserved. This drawing is the property of Hunter Douglas and may not be copied or multiplied neither wholly nor partly. It may not be submitted for perusal to third parties either.

www.hunterdouglascontract.com

SPECIFICATIONS (unless noted otherwise)

MATERIAL: EXTRUDED ALUMINUM ALLOY 6063-T5
FINISHES: PAINT / POWDER COAT / DECORATED WOOD
PERFORATION: NOT AVAILABLE

LUXALON
METAL CEILINGS

WoodWright
WOOD CEILINGS

TOLERANCES (unless noted otherwise)

DECIMAL: .0 +/- .060
.00 +/- .030
.000 +/- .010
FRACTIONAL: +/- 1/32"
ANGULAR: +/- 1/2° (.5°)

Techstyle
ACOUSTICAL CEILINGS

HANGER BRACKET INSTALLATION

PROJECT: HIGH PROFILE SERIES VERTICALLY CURVED SPECIFICATIONS
DRAWING NUMBER: HPS-VCURVE-A1.3
PART NUMBER: N/A
SCALE: AS SHOWN
DATE: 1/28/15
DRAWN BY: HDAP ENGINEERING