

# HunterDouglasContract

## CEILINGS

1 Hunter Douglas Circle  
Thornton, CO 80241  
800-727-8953  
fax: 720-872-7850

5015 Oakbrook Parkway, Suite 100  
Norcross, GA 30093  
800-366-4327 / 770-806-9557  
fax: 770-806-0214

All rights reserved. This drawing is the property of Hunter Douglas and may not be copied or multiplied neither wholly nor partly. It may not be submitted for perusal to third parties either.

www.hunterdouglascontract.com

## SPECIFICATIONS (unless noted otherwise)

MATERIAL: .050" / .062" ALUMINUM  
FINISH: PAINT / POWDER COAT / DECORATED WOOD FINISH  
PERFORATION: 103 / 106 / 119 / NON-PERFORATED

**LUXALON**  
METAL CEILINGS

**WoodWright**  
WOOD CEILINGS

**Techstyle**  
ACOUSTICAL CEILINGS

**TOLERANCES**  
(unless noted otherwise)  
DECIMAL: .0 +/- .060  
.00 +/- .030  
.000 +/- .010  
FRACTIONAL: +/- 1/32"  
ANGULAR: +/- 1/2° (.5°)

## OVERALL ISOMETRIC VIEW

PROJECT: HOOK-TAB WALL PRODUCT SPECIFICATIONS  
DRAWING NUMBER: HT-WALL-A1.0  
PART NUMBER: N/A  
SCALE: AS SHOWN  
DATE: 04/23/15  
DRAWN BY: HDAP ENGINEERING

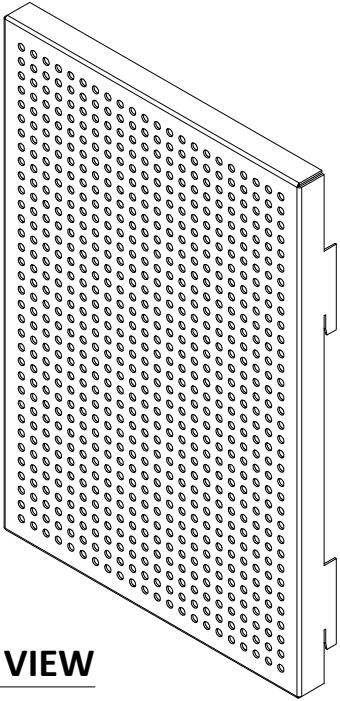
**WALL PANEL MATERIAL**  
.050", .062" ALUMINUM

**PANEL FINISHES**  
PAINTED & POWDER COATED  
DECORATED WOOD FINISH (POWDER COATED)

**PANEL SIZE**  
MINIMUM - 6" W x 12" H  
MAXIMUM - 4'-0" W x 10'-0" H or  
10'-0" W x 4'-0" H

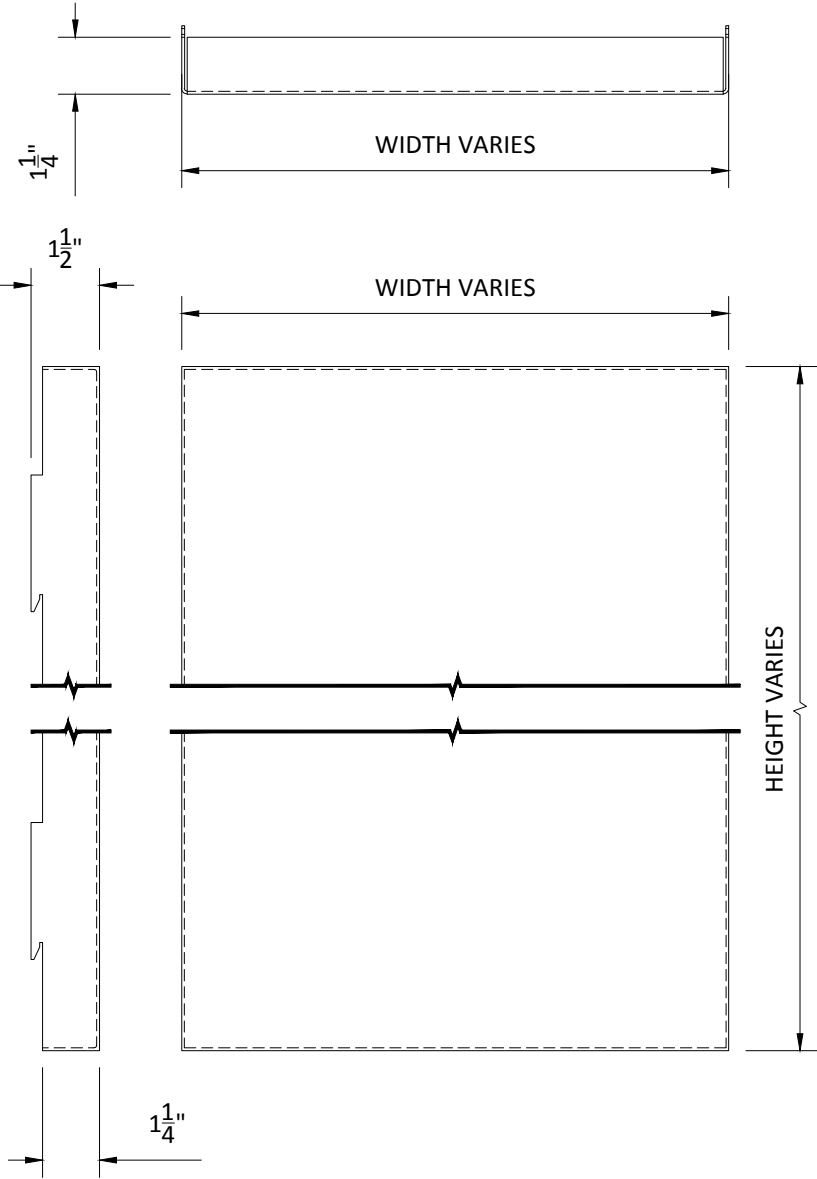
\*FIELD CUT PANELS ARE NOT POSSIBLE DUE TO ATTACHMENT REQUIREMENTS\*

AVAILABLE PERFORATIONS	
PERFORATION	% OPEN
103	20.0%
106	16.0%
119	8.0%



**ISOMETRIC VIEW**  
\*NOT TO SCALE

**PANEL MATERIALS & FINISHES**  
SCALE: 3" = 1'-0"



**RAIL MATERIAL**  
.062" ALUMINUM

**RAIL FINISHES**  
BLACK OR CUSTOM COLOR

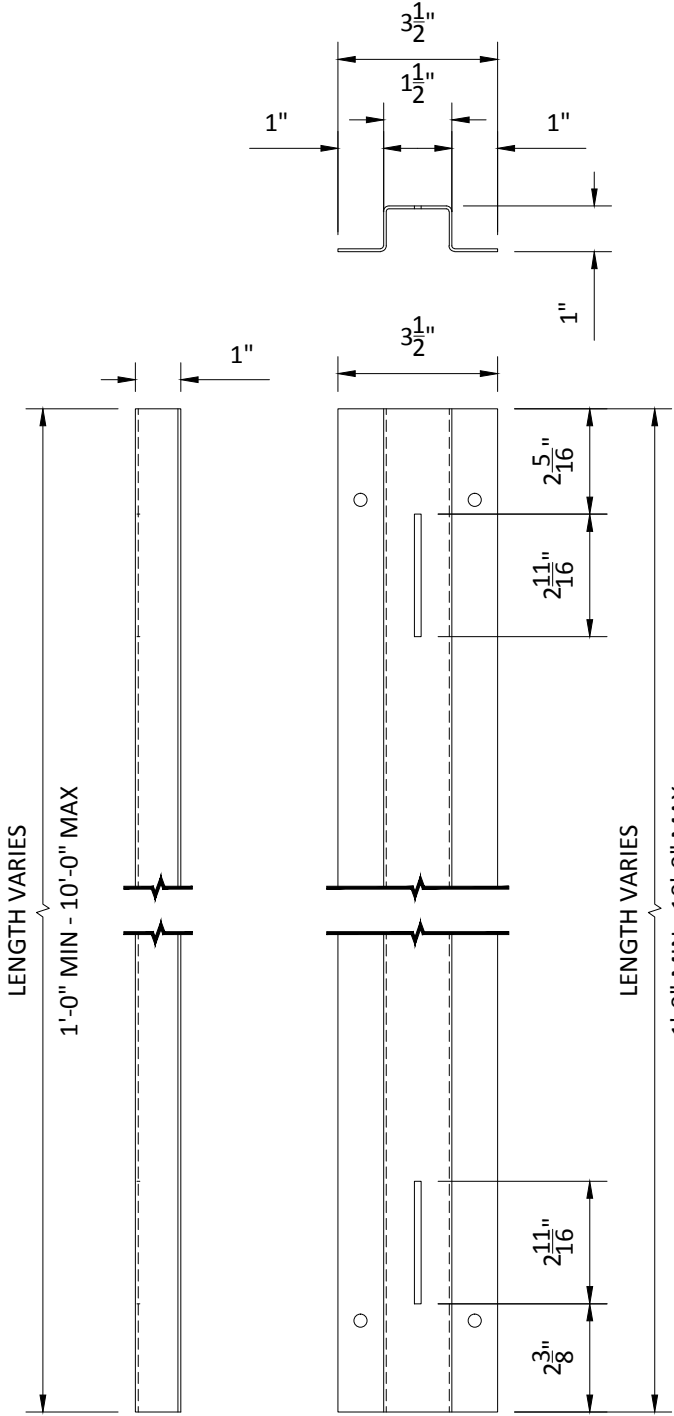
**RAIL LENGTH**  
1'-0" MINIMUM - 10'-0" MAXIMUM\*

**SLOTS**  
2 SLOTS MINIMUM



**ISOMETRIC VIEW**  
\*NOT TO SCALE

**RAIL MATERIALS & FINISHES**  
SCALE: 3" = 1'-0"



\*SLOT & PRE-PUNCHED HOLE DIMENSIONS MAY VARY BASED ON PROJECT

**HunterDouglasContract**

**CEILINGS**

1 Hunter Douglas Circle  
Thornton, CO 80241  
800-727-8953  
fax: 720-872-7850

5015 Oakbrook Parkway, Suite 100  
Norcross, GA 30093  
800-366-4327 / 770-806-9557  
fax: 770-806-0214

All rights reserved. This drawing is the property of Hunter Douglas and may not be copied or multiplied neither wholly nor partly. It may not be submitted for perusal to third parties either.

www.hunterdouglascontract.com

**SPECIFICATIONS**  
(unless noted otherwise)

MATERIAL: .050" / .062" ALUMINUM  
FINISH: PAINT / POWDER COAT / DECORATED WOOD FINISH  
PERFORATION: 103 / 106 / 119 / NON-PERFORATED

**LUXALON**  
METAL CEILINGS

**WoodWright**  
WOOD CEILINGS

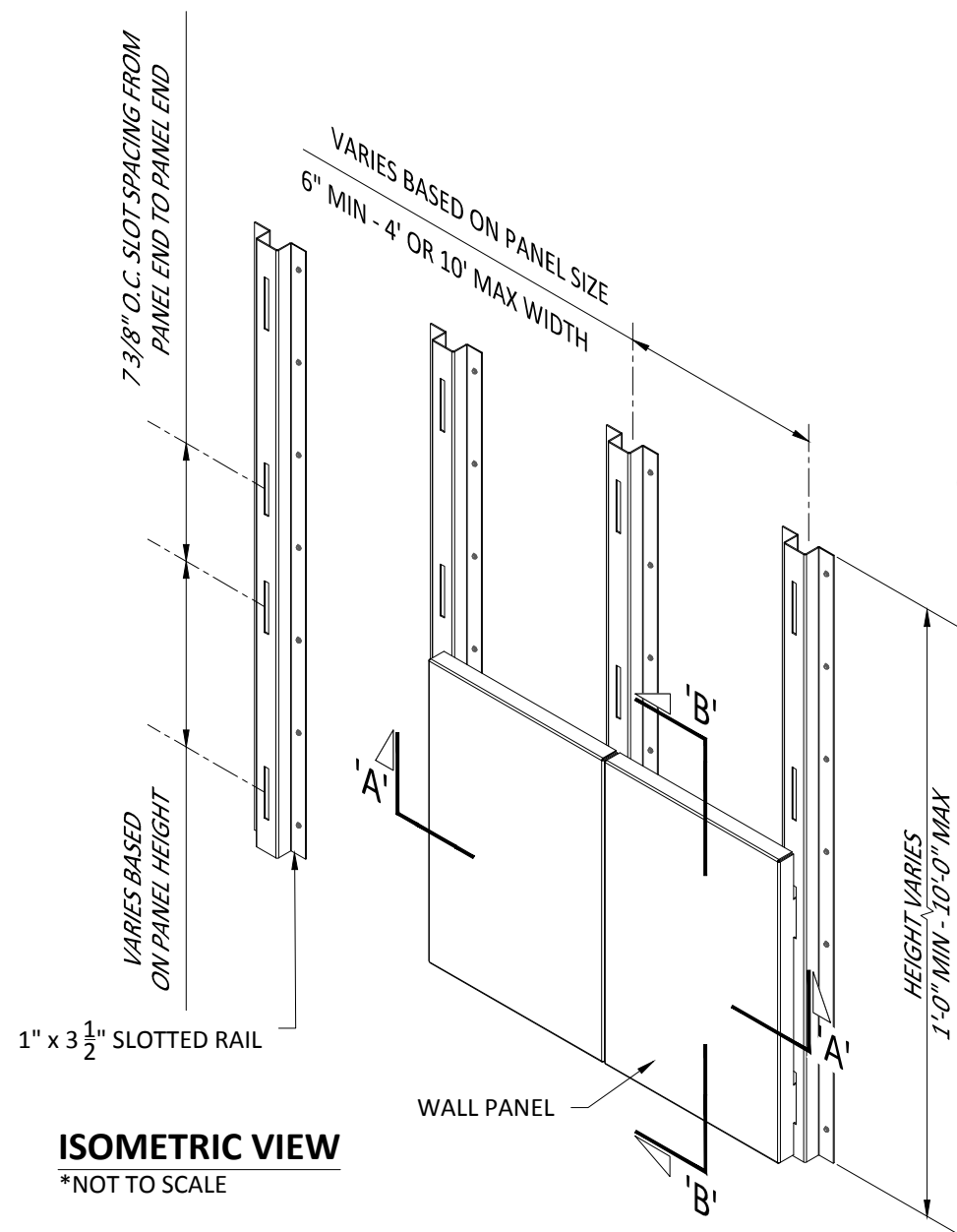
**TOLERANCES**  
(unless noted otherwise)

DECIMAL: .0 +/- .060  
.00 +/- .030  
.000 +/- .010  
FRACTIONAL: +/- 1/32"  
ANGULAR: +/- 1/2° (.5°)

**Techstyle**  
ACOUSTICAL CEILINGS

**PANEL & RAIL SPECIFICATIONS**

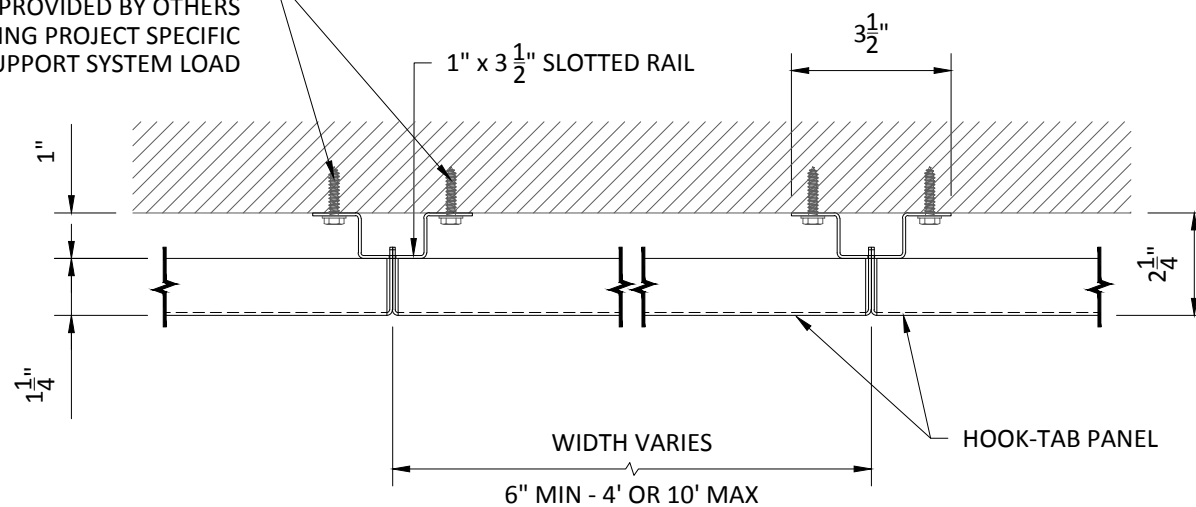
PROJECT: HOOK-TAB WALL PRODUCT SPECIFICATIONS  
DRAWING NUMBER: HT-WALL-A1.1  
PART NUMBER: N/A  
SCALE: AS SHOWN  
DATE: 04/23/15  
DRAWN BY: HDAP ENGINEERING



### ISOMETRIC VIEW

\*NOT TO SCALE

Ø1/4" FASTENERS DESIGNED  
AND PROVIDED BY OTHERS  
O.C. SPACING PROJECT SPECIFIC  
TO SUPPORT SYSTEM LOAD



### SECTION 'A'

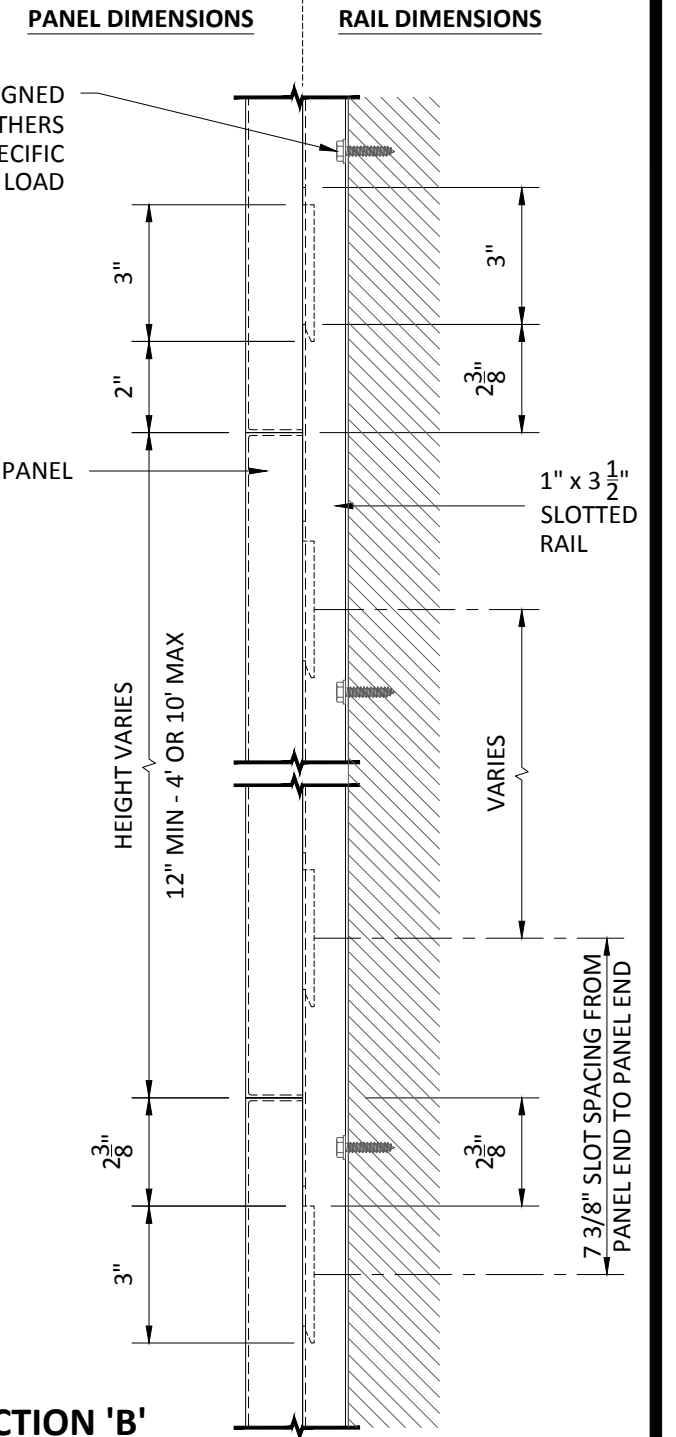
SCALE: 3" = 1'-0"

Ø1/4" FASTENERS DESIGNED  
AND PROVIDED BY OTHERS  
O.C. SPACING PROJECT SPECIFIC  
TO SUPPORT SYSTEM LOAD

HOOK-TAB PANEL

### SECTION 'B'

SCALE: 3" = 1'-0"



\*24" x 48" PANEL SHOWN,  
REFER TO SHEET A1.1 FOR AVAILABLE SIZES

## HunterDouglasContract

### CEILINGS

1 Hunter Douglas Circle  
Thornton, CO 80241  
800-727-8953  
fax: 720-872-7850

5015 Oakbrook Parkway, Suite 100  
Norcross, GA 30093  
800-366-4327 / 770-806-9557  
fax: 770-806-0214

All rights reserved. This drawing is the property of Hunter Douglas and may not be copied or multiplied neither wholly nor partly. It may not be submitted for perusal to third parties either.

www.hunterdouglascontract.com

### SPECIFICATIONS

(unless noted otherwise)

MATERIAL: .050" / .062" ALUMINUM  
FINISH: PAINT / POWDER COAT / DECORATED WOOD FINISH  
PERFORATION: 103 / 106 / 119 / NON-PERFORATED

### TOLERANCES

(unless noted otherwise)

DECIMAL: .0 +/- .060  
.00 +/- .030  
.000 +/- .010  
FRACTIONAL: +/- 1/32"  
ANGULAR: +/- 1/2° (.5°)

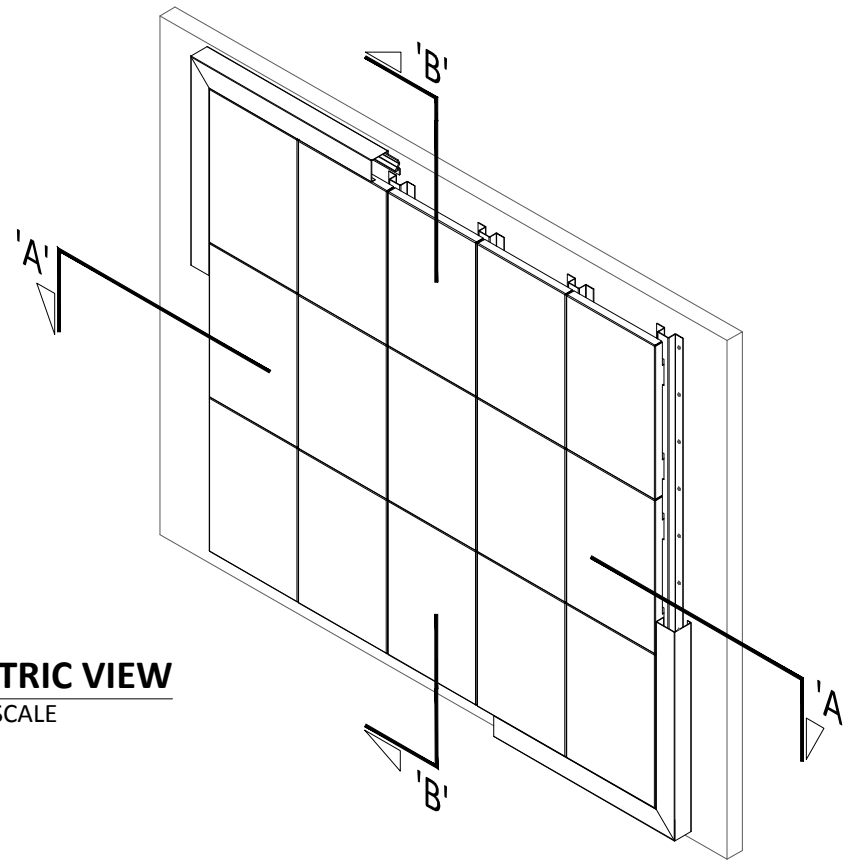
**LUXALON®**  
METAL CEILINGS

**WoodWright®**  
WOOD CEILINGS

**Techstyle®**  
ACOUSTICAL CEILINGS

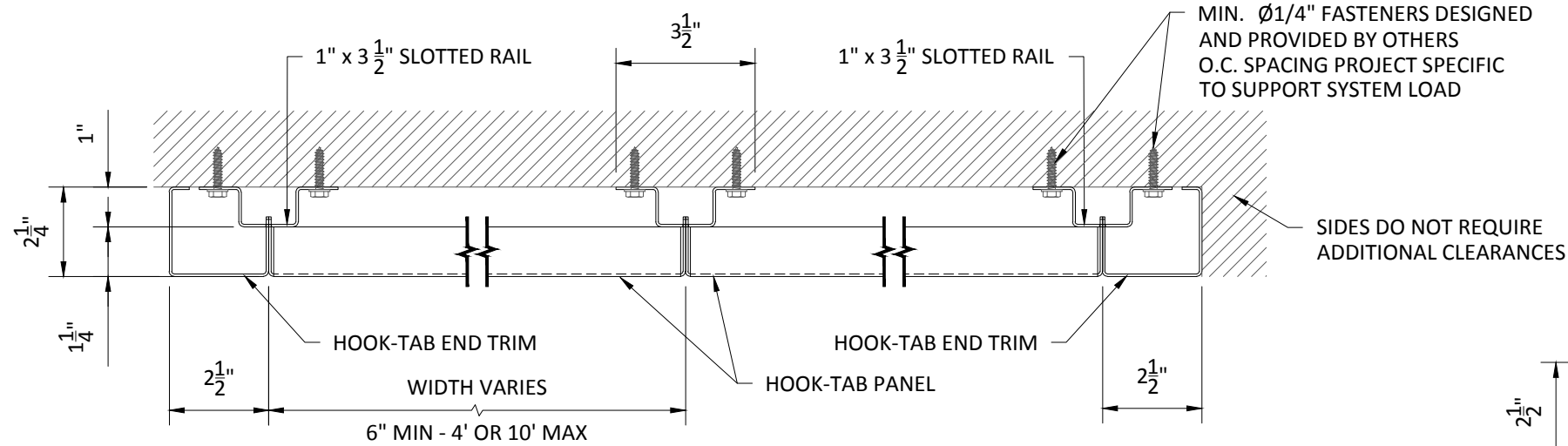
### SUSPENSION SPECIFICATIONS

PROJECT: HOOK-TAB WALL PRODUCT SPECIFICATIONS  
DRAWING NUMBER: HT-WALL-A1.2  
PART NUMBER: N/A  
SCALE: AS SHOWN  
DATE: 04/23/15  
DRAWN BY: HDAP ENGINEERING



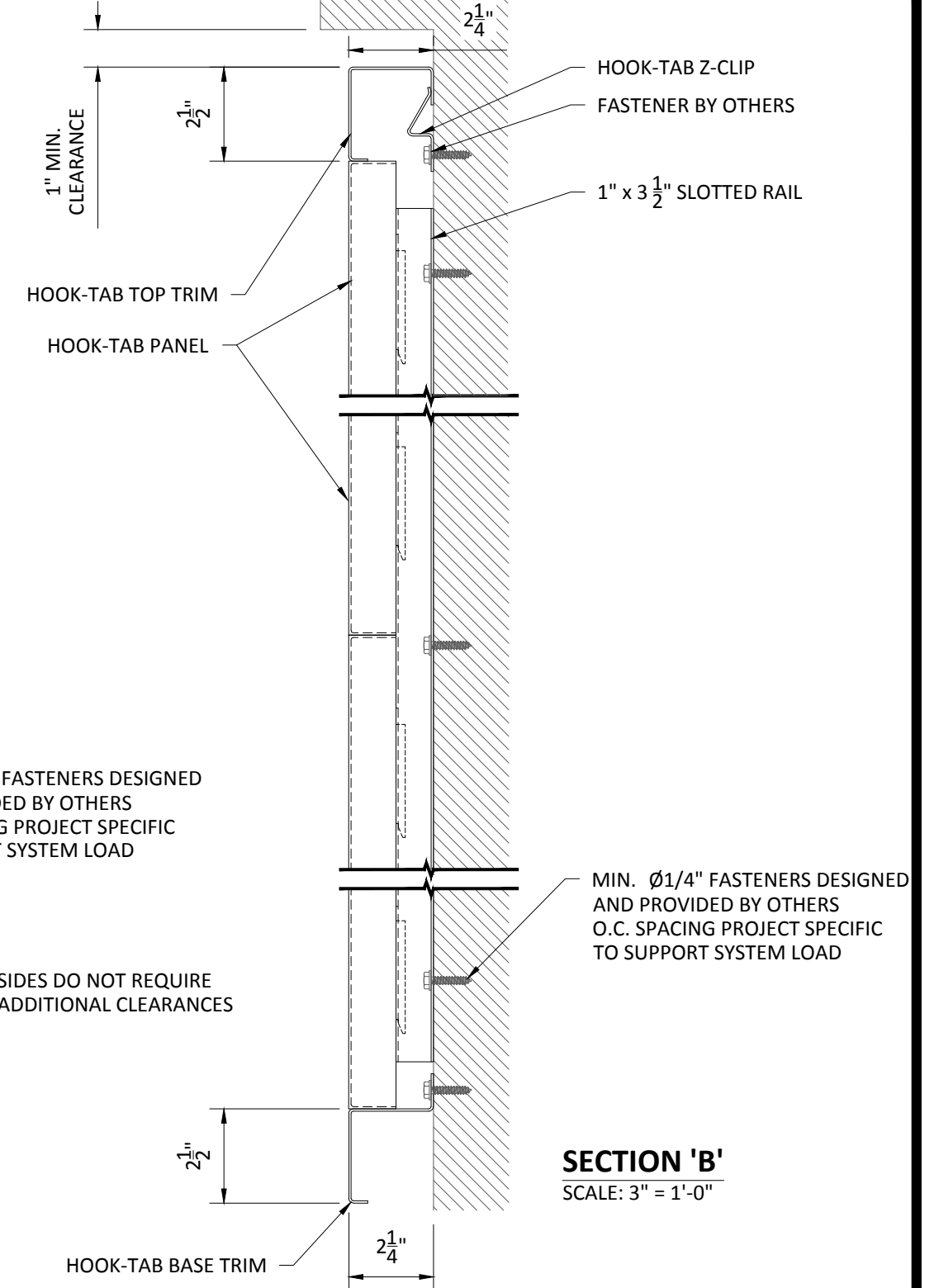
### ISOMETRIC VIEW

\*NOT TO SCALE



### SECTION 'A'

SCALE: 3" = 1'-0"



### SECTION 'B'

SCALE: 3" = 1'-0"

## HunterDouglasContract

### CEILINGS

1 Hunter Douglas Circle  
Thornton, CO 80241  
800-727-8953  
fax: 720-872-7850

5015 Oakbrook Parkway, Suite 100  
Norcross, GA 30093  
800-366-4327 / 770-806-9557  
fax: 770-806-0214

All rights reserved. This drawing is the property of Hunter Douglas and may not be copied or multiplied neither wholly nor partly. It may not be submitted for perusal to third parties either.

www.hunterdouglascontract.com

### SPECIFICATIONS (unless noted otherwise)

MATERIAL: .050" / .062" ALUMINUM  
FINISH: PAINT / POWDER COAT / DECORATED WOOD FINISH  
PERFORATION: 103 / 106 / 119 / NON-PERFORATED

**LUXALON**  
METAL CEILINGS

**WoodWright**  
WOOD CEILINGS

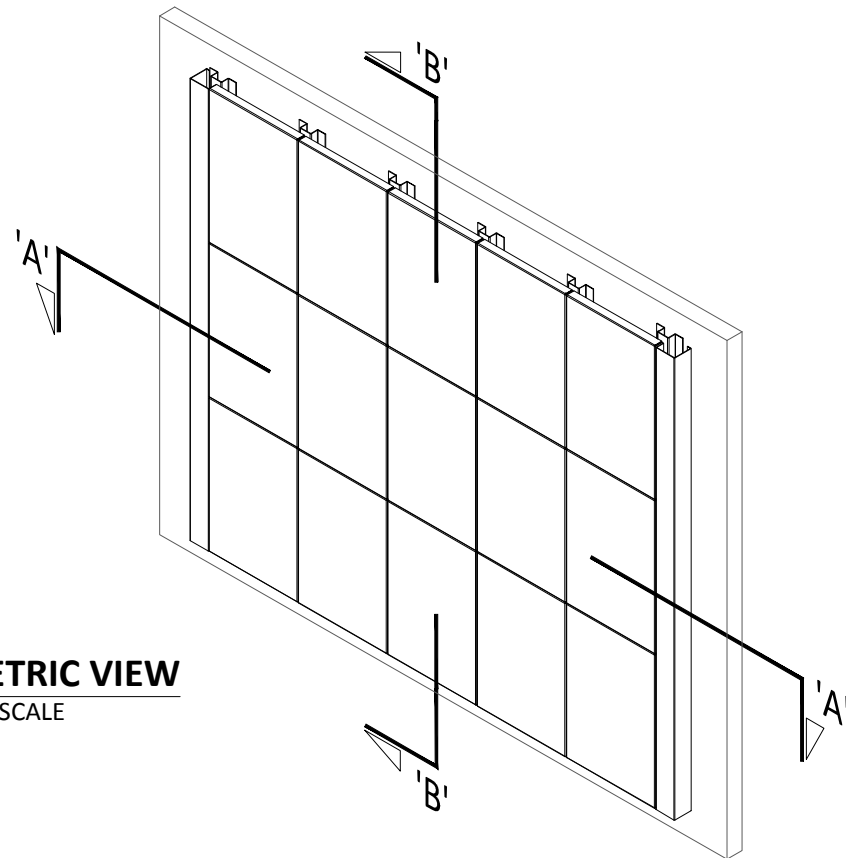
### TOLERANCES (unless noted otherwise)

DECIMAL: .0 +/- .060  
.00 +/- .030  
.000 +/- .010  
FRACTIONAL: +/- 1/32"  
ANGULAR: +/- 1/2° (.5°)

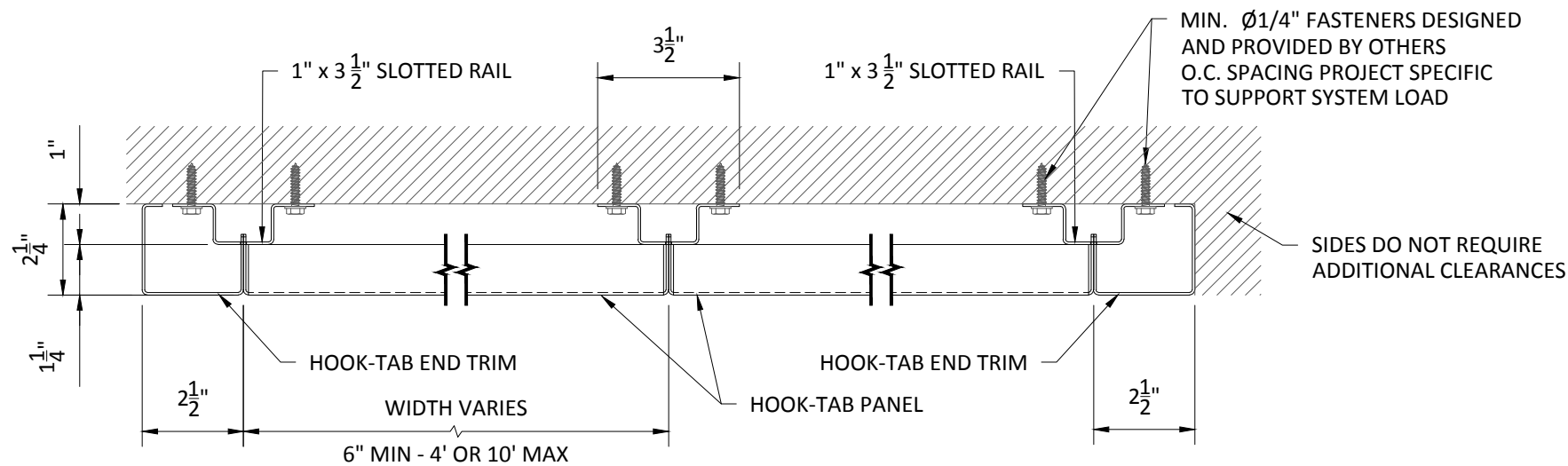
**Techstyle**  
ACOUSTICAL CEILINGS

### TRIM OPTION 1 - ALL SIDES

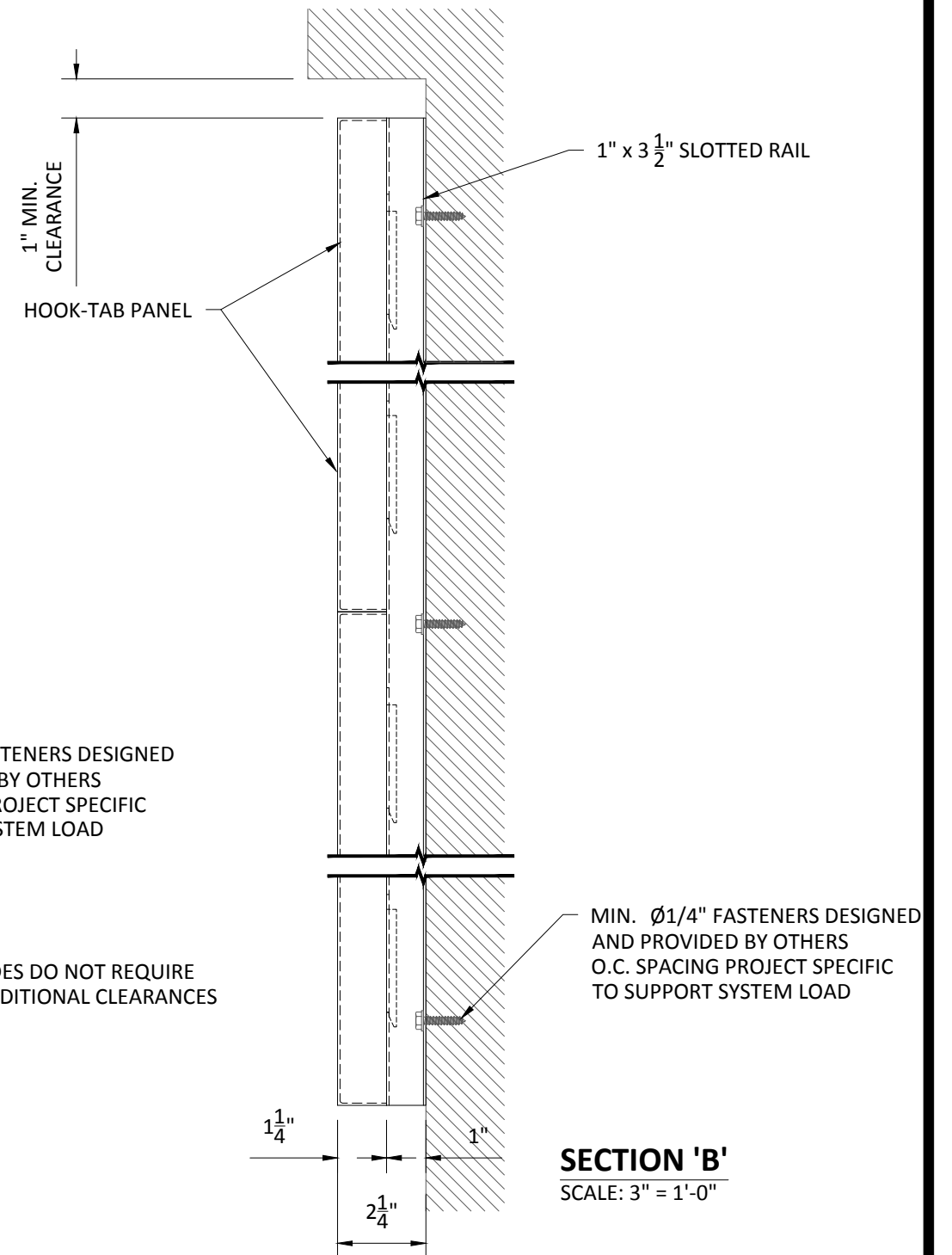
PROJECT: HOOK-TAB WALL PRODUCT SPECIFICATIONS  
DRAWING NUMBER: HT-WALL-A1.3  
PART NUMBER: N/A  
SCALE: AS SHOWN  
DATE: 04/23/15  
DRAWN BY: HDAP ENGINEERING



**ISOMETRIC VIEW**  
\*NOT TO SCALE



**SECTION 'A'**  
SCALE: 3" = 1'-0"



**SECTION 'B'**  
SCALE: 3" = 1'-0"

## HunterDouglasContract

### CEILINGS

1 Hunter Douglas Circle  
Thornton, CO 80241  
800-727-8953  
fax: 720-872-7850

5015 Oakbrook Parkway, Suite 100  
Norcross, GA 30093  
800-366-4327 / 770-806-9557  
fax: 770-806-0214

All rights reserved. This drawing is the property of Hunter Douglas and may not be copied or multiplied neither wholly nor partly. It may not be submitted for perusal to third parties either.

[www.hunterdouglascontract.com](http://www.hunterdouglascontract.com)

### SPECIFICATIONS (unless noted otherwise)

MATERIAL: .050" / .062" ALUMINUM  
FINISH: PAINT / POWDER COAT / DECORATED WOOD FINISH  
PERFORATION: 103 / 106 / 119 / NON-PERFORATED

**LUXALON®**  
METAL CEILINGS

**WoodWright®**  
WOOD CEILINGS

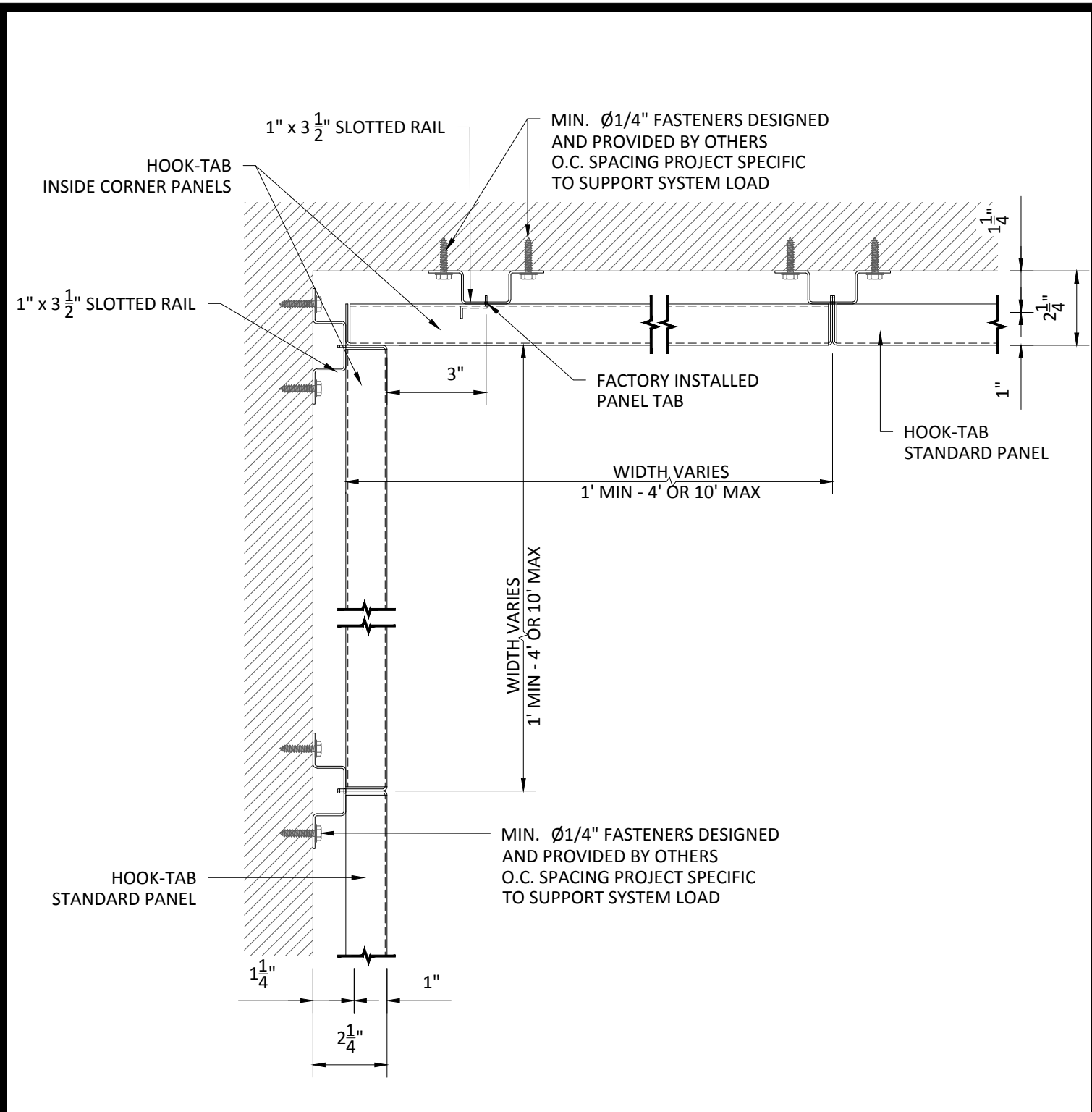
### TOLERANCES (unless noted otherwise)

DECIMAL: .0 +/- .060  
.00 +/- .030  
.000 +/- .010  
FRACTIONAL: +/- 1/32"  
ANGULAR: +/- 1/2° (.5°)

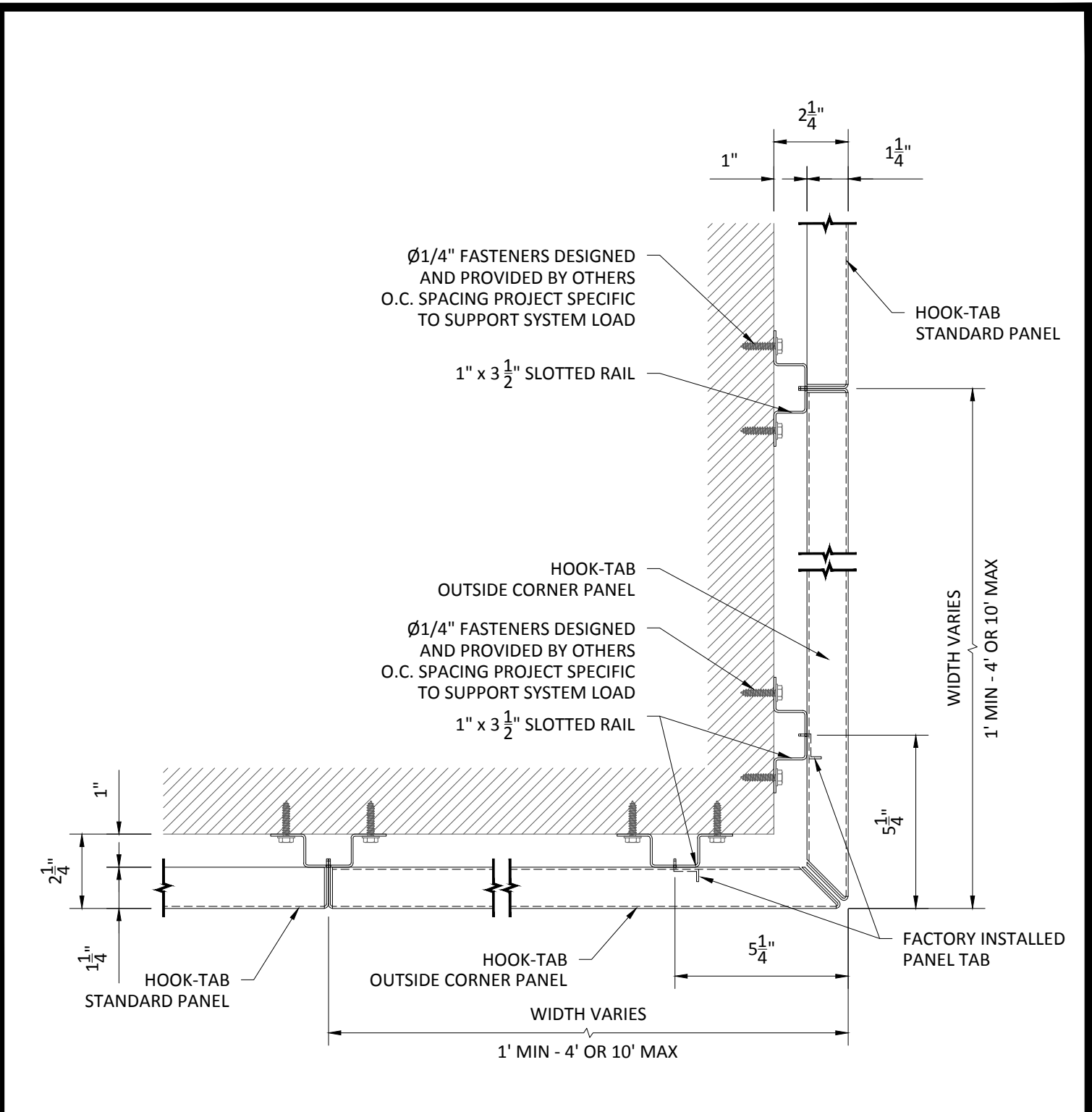
**Techstyle®**  
ACOUSTICAL CEILINGS

### TRIM OPTION 2 - VERTICAL SIDES ONLY

PROJECT: HOOK-TAB WALL PRODUCT SPECIFICATIONS  
DRAWING NUMBER: HT-WALL-A1.4  
PART NUMBER: N/A  
SCALE: AS SHOWN  
DATE: 04/23/15  
DRAWN BY: HDAP ENGINEERING



**PLAN VIEW - INSIDE CORNER**  
 SCALE: 3" = 1'-0"



**PLAN VIEW - OUTSIDE CORNER**  
 SCALE: 3" = 1'-0"

# **HunterDouglasContract**

## **CEILINGS**

1 Hunter Douglas Circle  
 Thornton, CO 80241  
 800-727-8953  
 fax: 720-872-7850

5015 Oakbrook Parkway, Suite 100  
 Norcross, GA 30093  
 800-366-4327 / 770-806-9557  
 fax: 770-806-0214

*All rights reserved. This drawing is the property of Hunter Douglas and may not be copied or multiplied neither wholly nor partly. It may not be submitted for perusal to third parties either.*

www.hunterdouglascontract.com

### **SPECIFICATIONS** (unless noted otherwise)

MATERIAL: .050" / .062" ALUMINUM  
 FINISH: PAINT / POWDER COAT / DECORATED WOOD FINISH  
 PERFORATION: 103 / 106 / 119 / NON-PERFORATED

**LUXALON®**  
 METAL CEILINGS

**WoodWright®**  
 WOOD CEILINGS

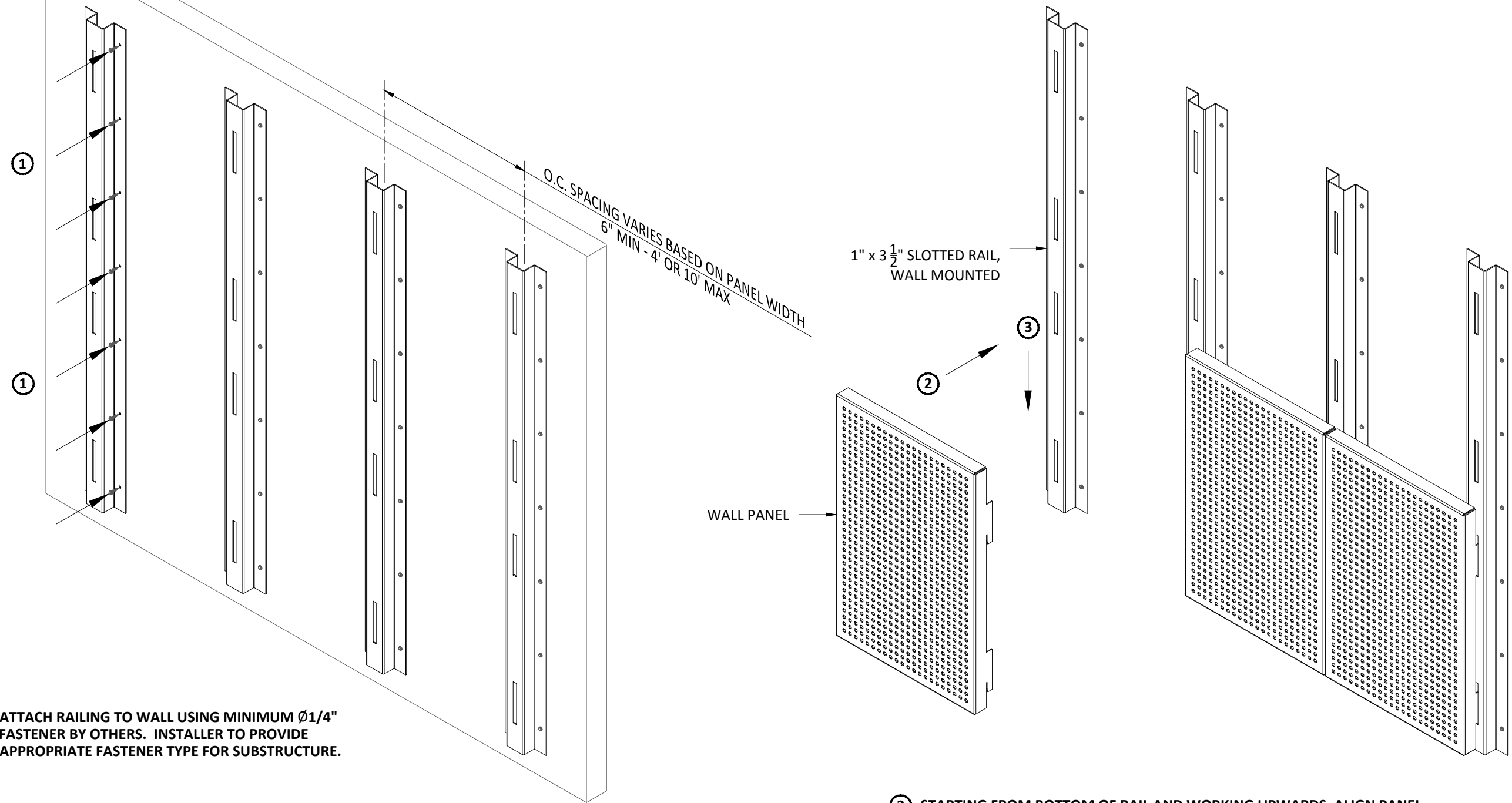
### **TOLERANCES** (unless noted otherwise)

DECIMAL: .0 +/- .060  
 .00 +/- .030  
 .000 +/- .010  
 FRACTIONAL: +/- 1/32"  
 ANGULAR: +/- 1/2° (.5°)

**Techstyle®**  
 ACOUSTICAL CEILINGS

### **TYPICAL CORNER DETAILS**

PROJECT: HOOK-TAB WALL PRODUCT SPECIFICATIONS  
 DRAWING NUMBER: HT-WALL-A1.5  
 PART NUMBER: N/A  
 SCALE: AS SHOWN  
 DATE: 04/23/15  
 DRAWN BY: HDAP ENGINEERING



① ATTACH RAILING TO WALL USING MINIMUM  $\varnothing 1/4"$  FASTENER BY OTHERS. INSTALLER TO PROVIDE APPROPRIATE FASTENER TYPE FOR SUBSTRUCTURE.

② STARTING FROM BOTTOM OF RAIL AND WORKING UPWARDS, ALIGN PANEL TABS AND PUSH INTO TO PRE-PUNCHED SLOTS ON RAIL.

③ PULL PANEL DOWN TO ENGAGE TABS INTO SLOTS.

## INSTALL INSTRUCTIONS

SCALE: NOT TO SCALE

# HunterDouglasContract

### CEILINGS

1 Hunter Douglas Circle  
Thornton, CO 80241  
800-727-8953  
fax: 720-872-7850

5015 Oakbrook Parkway, Suite 100  
Norcross, GA 30093  
800-366-4327 / 770-806-9557  
fax: 770-806-0214

*All rights reserved. This drawing is the property of Hunter Douglas and may not be copied or multiplied neither wholly nor partly. It may not be submitted for perusal to third parties either.*

www.hunterdouglascontract.com

### SPECIFICATIONS

(unless noted otherwise)

MATERIAL: .050" / .062" ALUMINUM  
FINISH: PAINT / POWDER COAT / DECORATED WOOD FINISH  
PERFORATION: 103 / 106 / 119 / NON-PERFORATED

**LUXALON**  
METAL CEILINGS

**WoodWright**  
WOOD CEILINGS

### TOLERANCES

(unless noted otherwise)

DECIMAL: .0 +/- .060  
.00 +/- .030  
.000 +/- .010  
FRACTIONAL: +/-  $\frac{1}{32}"$   
ANGULAR: +/-  $\frac{1}{2}^\circ$  (.5°)

**Techstyle**  
ACOUSTICAL CEILINGS

## INSTALLATION INSTRUCTIONS

PROJECT: HOOK-TAB WALL PRODUCT SPECIFICATIONS  
DRAWING NUMBER: HT-WALL-A1.6  
PART NUMBER: N/A  
SCALE: NOT TO SCALE  
DATE: 04/23/15  
DRAWN BY: HDAP ENGINEERING