

**SPECIFICATIONS**

(unless noted otherwise)

MATERIAL: .025" | .032" | .040" ALUMINUM

FINISH: PAINT | POWDER COAT | DECORATED WOOD FINISH

PERFORATION: NOT AVAILABLE

**OVERALL ISOMETRIC VIEW**

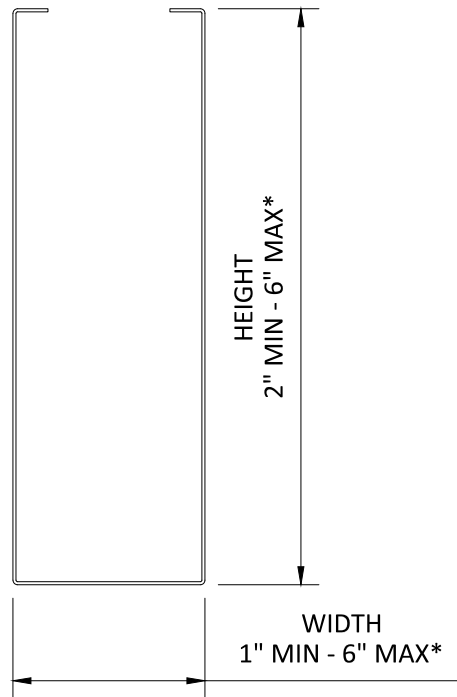
PROJECT: TAVOLA FRAMES PRODUCT SPECIFICATIONS

DRAWING NUMBER: TAVOLA-FRAMES-A1.0

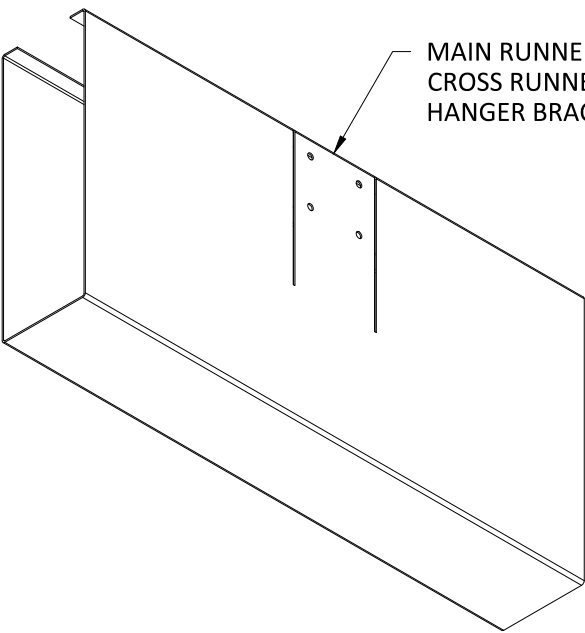
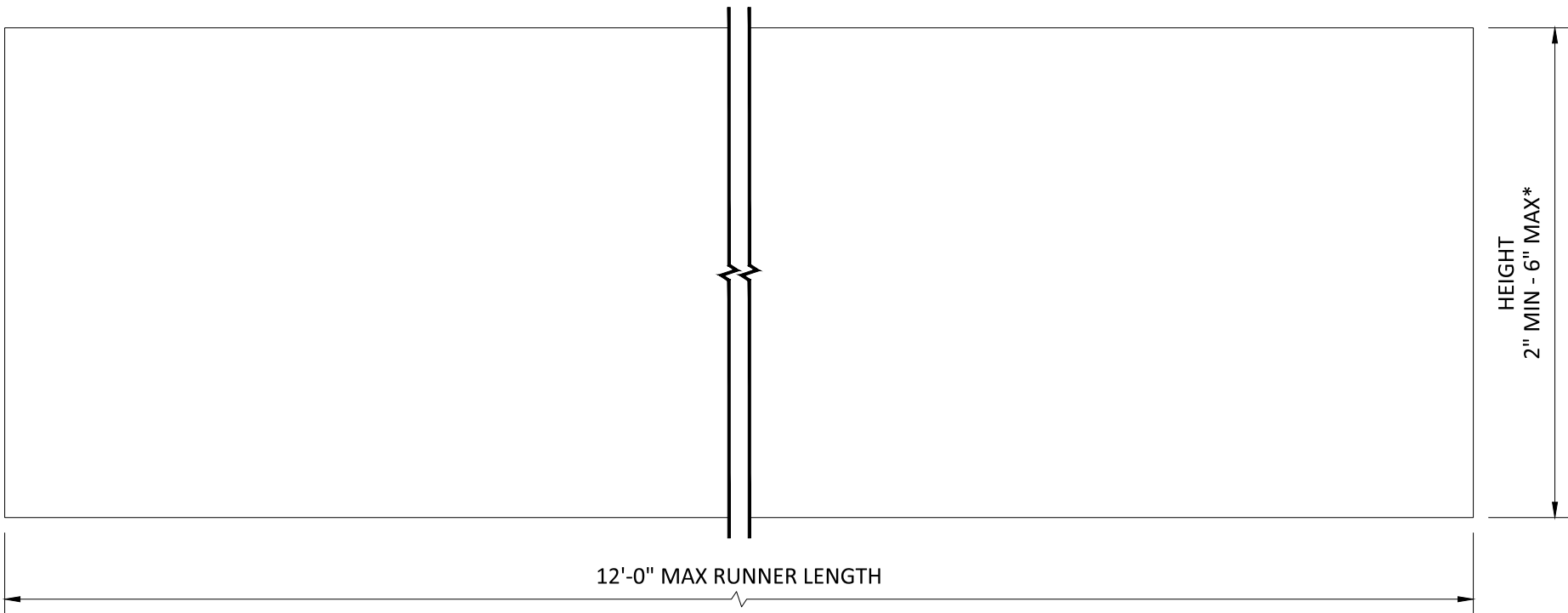
SCALE: AS SHOWN

DRAWN BY: HDA ENGINEERING

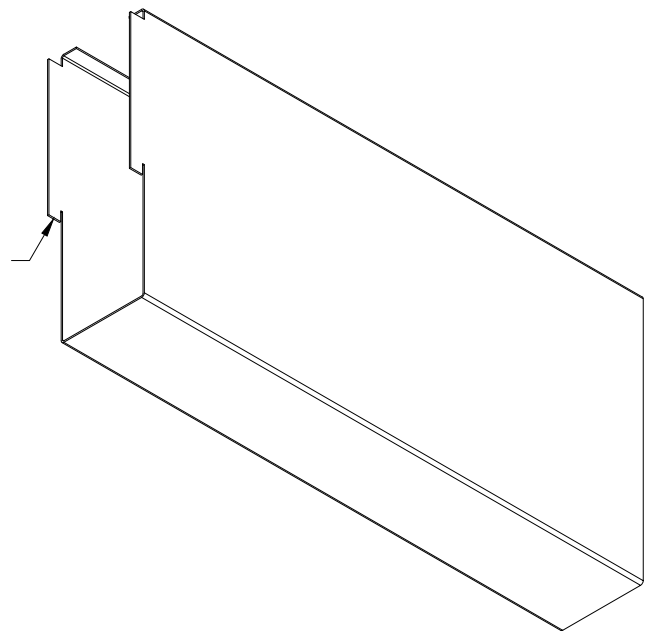
DATE: 7/11/17



**RUNNER END & SIDE VIEW**  
SCALE: NOT TO SCALE



MAIN RUNNERS CONTAIN SLOTS TO RECEIVE  
CROSS RUNNERS AND HOLES FOR SECURING  
HANGER BRACKETS



CROSS RUNNERS CONTAIN  
TABS THAT SNAP INTO  
MAIN RUNNERS

**RUNNER TYPES**  
SCALE: NOT TO SCALE

**RUNNER MATERIAL**

.025", .032", .040" ALUMINUM

**RUNNER FINISHES**

PAINTED & POWDER COATED

DECORATED WOOD-LOOK PAINT

**PERFORATIONS**

NOT AVAILABLE

**MODULES**

TAVOLA FRAMES CAN BE CONFIGURED  
WITH SQUARE OR RECTANGULAR  
MODULES

CUSTOM MODULES AVAILABLE,  
CONTACT HUNTER DOUGLAS

**NOTE**

RUNNER SIZE DIMENSIONED WIDTH X  
HEIGHT

\*WIDTHS & HEIGHTS AVAILABLE IN 1/2"  
INCREMENTS



5015 Oakbrook Parkway, Suite 100  
Norcross, GA 30093  
T 800.366.4327  
F 770.806.0214  
HDarchitectural.com

*All rights reserved. This  
drawing is the property  
of Hunter Douglas. It  
may not be copied or  
multiplied, neither  
wholly nor partly. It may  
not be submitted for  
perusal to third parties.*

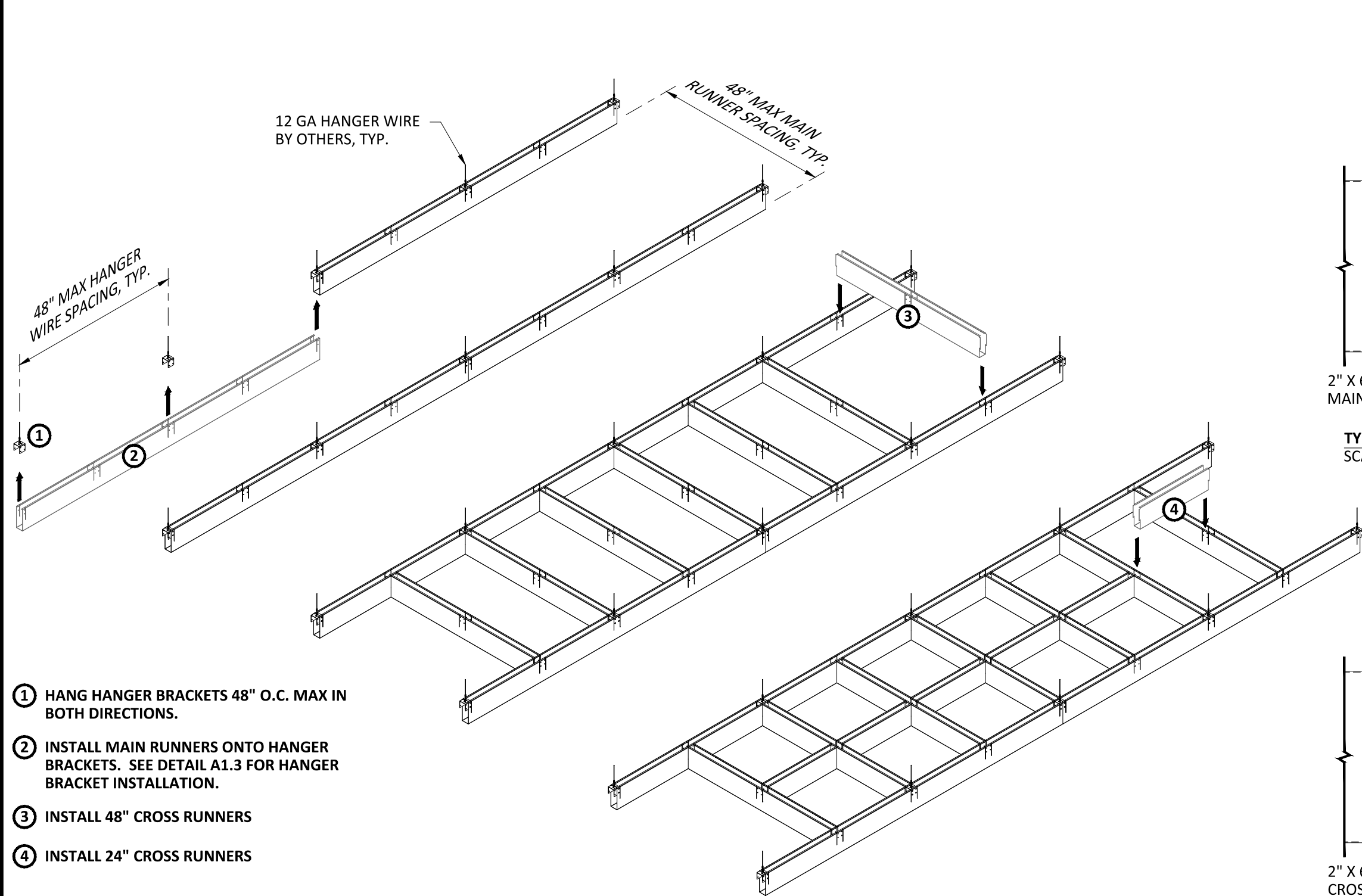
**SPECIFICATIONS**

(unless noted otherwise)

MATERIAL: .025" | .032" | .040" ALUMINUM  
FINISH: PAINT | POWDER COAT | DECORATED WOOD FINISH  
PERFORATION: NOT AVAILABLE

**RUNNER SPECIFICATIONS**

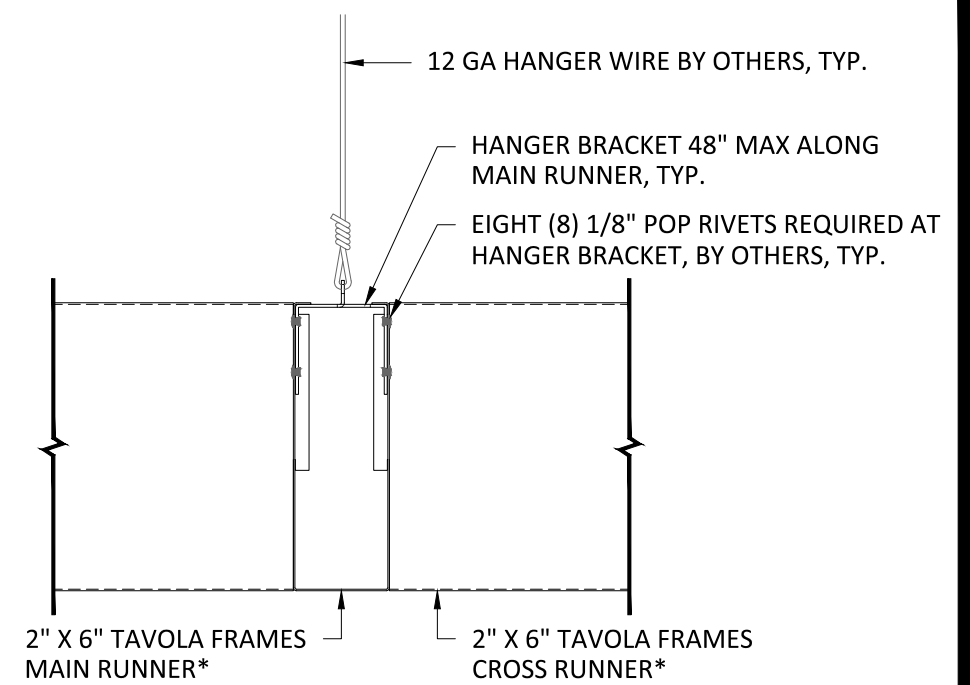
PROJECT: TAVOLA FRAMES PRODUCT SPECIFICATIONS  
DRAWING NUMBER: TAVOLA-FRAMES-A1.1  
SCALE: AS SHOWN  
DRAWN BY: HDA ENGINEERING  
DATE: 7/11/17



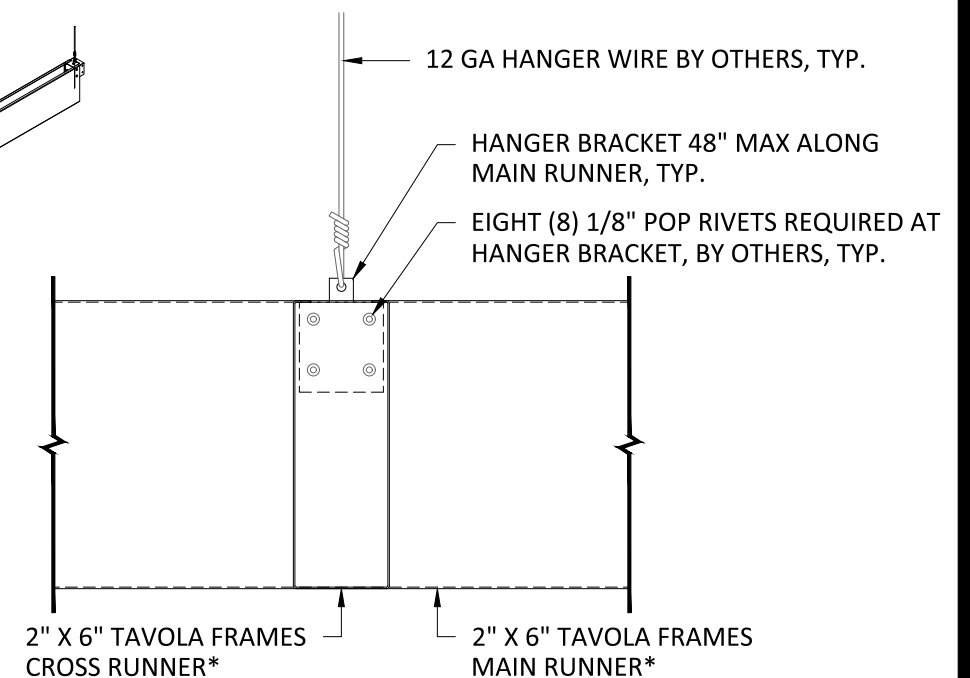
- ① HANG HANGER BRACKETS 48" O.C. MAX IN BOTH DIRECTIONS.
- ② INSTALL MAIN RUNNERS ONTO HANGER BRACKETS. SEE DETAIL A1.3 FOR HANGER BRACKET INSTALLATION.
- ③ INSTALL 48" CROSS RUNNERS
- ④ INSTALL 24" CROSS RUNNERS

**TYPICAL INSTALLATION**  
SCALE: NOT TO SCALE

## INTERIOR INSTALLATION



**TYPICAL SECTION THROUGH MAIN RUNNER**  
SCALE: 3" = 1'-0"



**TYPICAL SECTION THROUGH CROSS RUNNER**  
SCALE: 3" = 1'-0"

\*2" X 6" TAVOLA FRAMES 24" O.C. SHOWN, ALL SIZES SIMILAR

**NOTE:**  
ATTACHMENT TO STRUCTURE  
DESIGNED AND PROVIDED BY OTHERS,  
NOT BY HUNTER DOUGLAS.

**HunterDouglas**  
Architectural

5015 Oakbrook Parkway, Suite 100  
Norcross, GA 30093  
T 800.366.4327  
F 770.806.0214  
HDarchitectural.com

*All rights reserved. This drawing is the property of Hunter Douglas. It may not be copied or multiplied, neither wholly nor partly. It may not be submitted for perusal to third parties.*

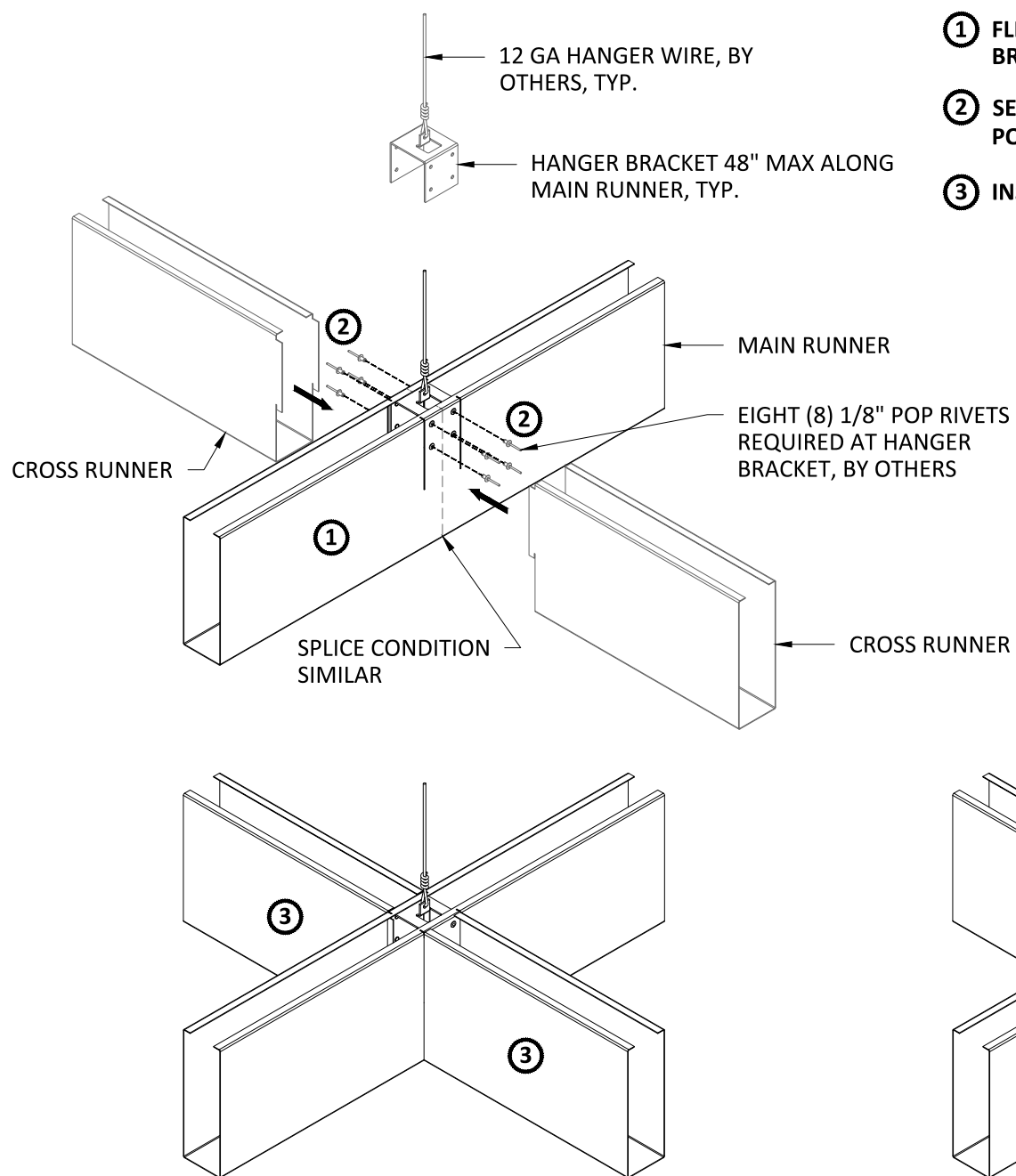
## SPECIFICATIONS

(unless noted otherwise)

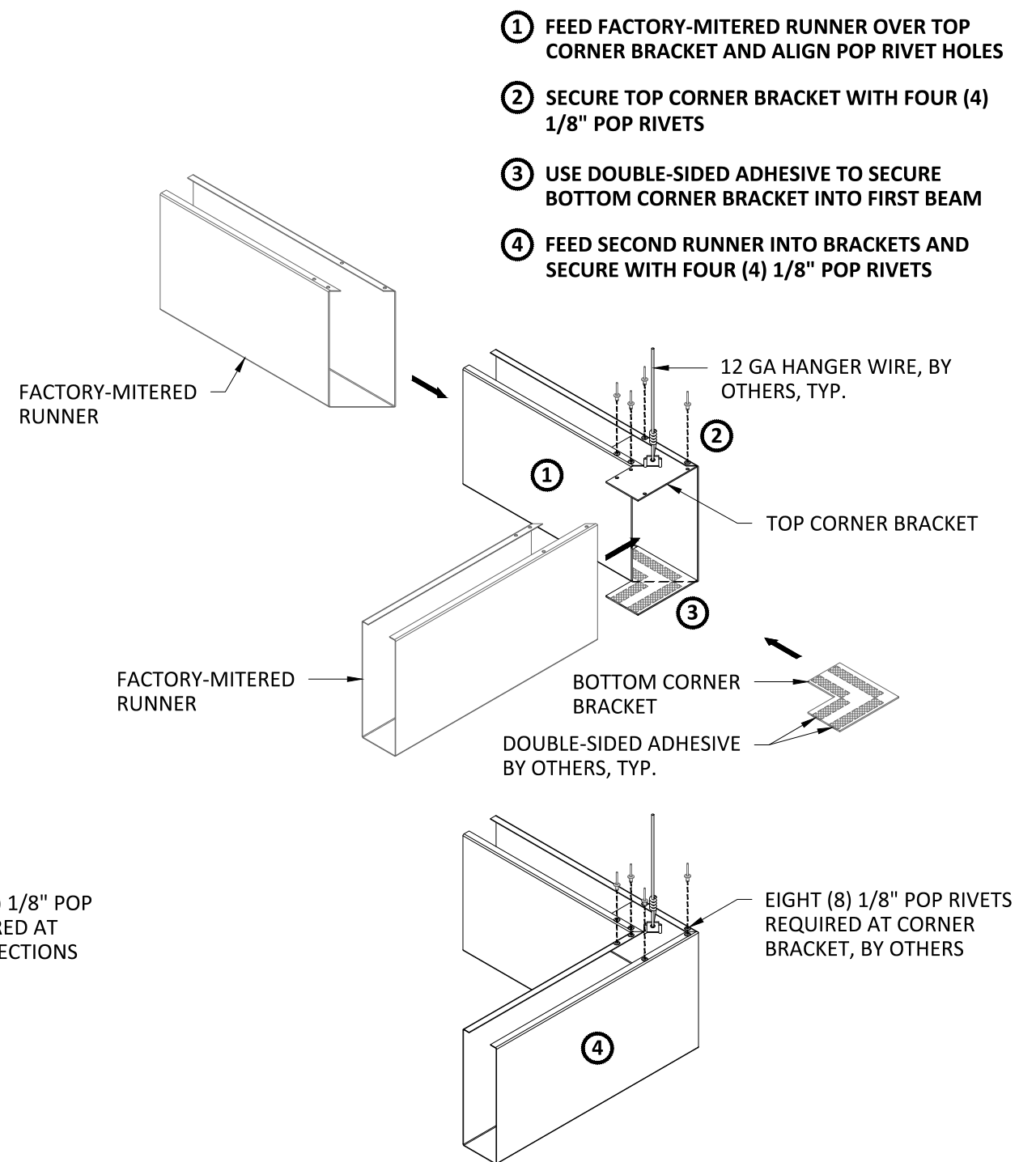
MATERIAL: .025" | .032" | .040" ALUMINUM  
FINISH: PAINT | POWDER COAT | DECORATED WOOD FINISH  
PERFORATION: NOT AVAILABLE

## SUSPENSION SPECIFICATIONS

PROJECT: TAVOLA FRAMES PRODUCT SPECIFICATIONS  
DRAWING NUMBER: TAVOLA-FRAMES-A1.2  
SCALE: AS SHOWN  
DRAWN BY: HDA ENGINEERING  
DATE: 7/11/17



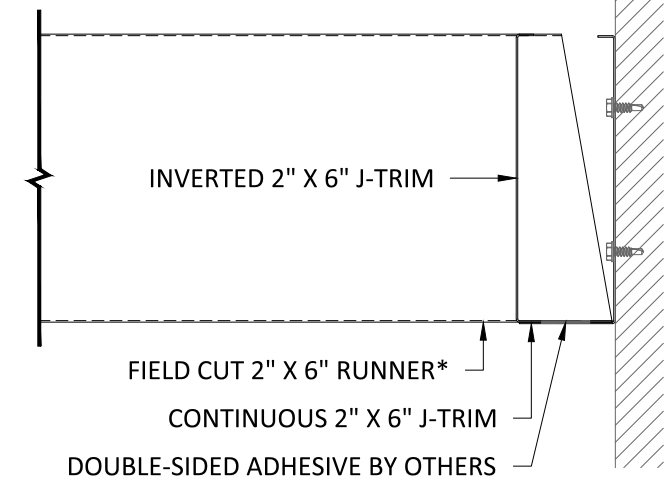
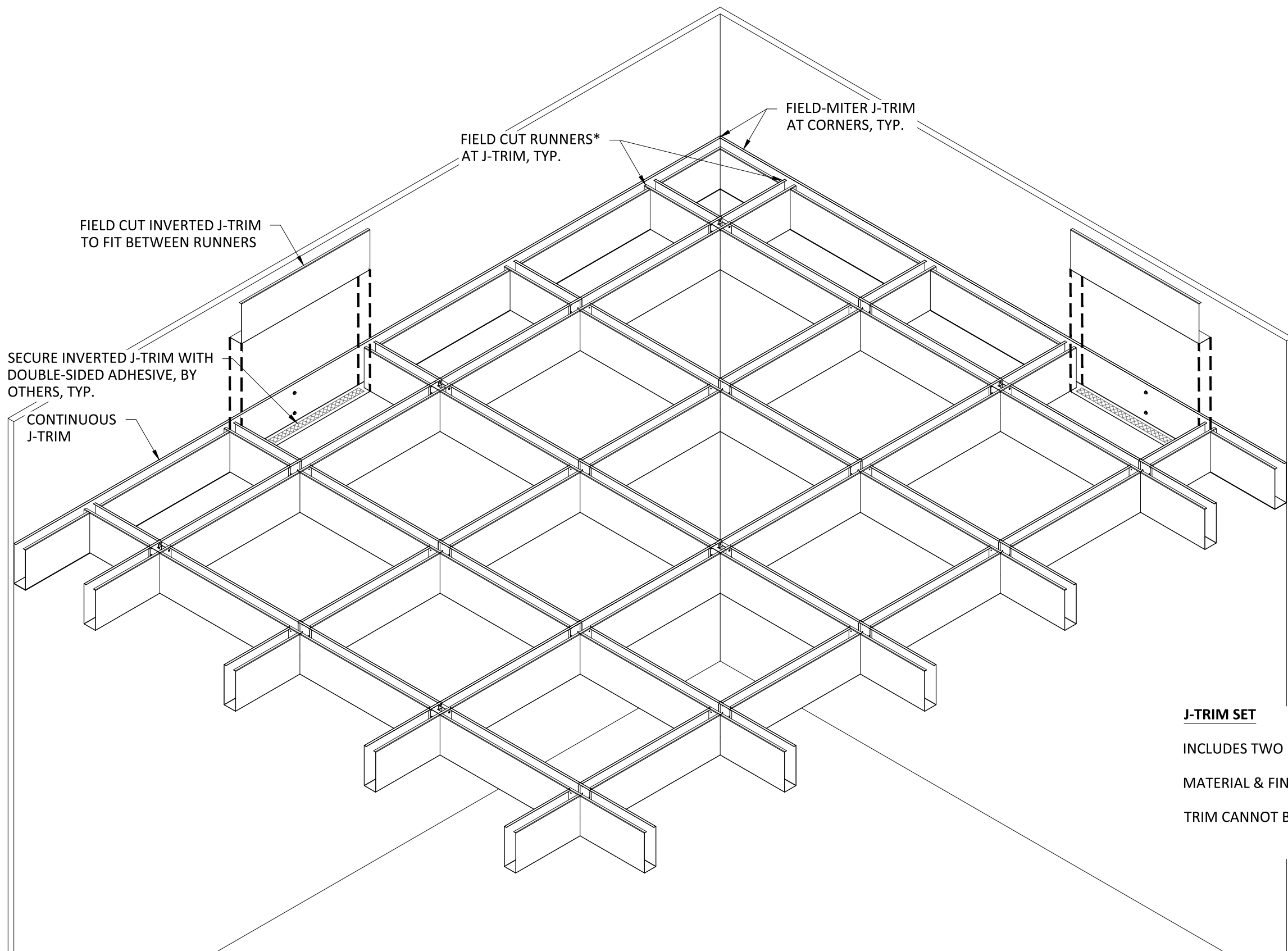
**HANGER BRACKET INSTALLATION**  
SCALE: NOT TO SCALE



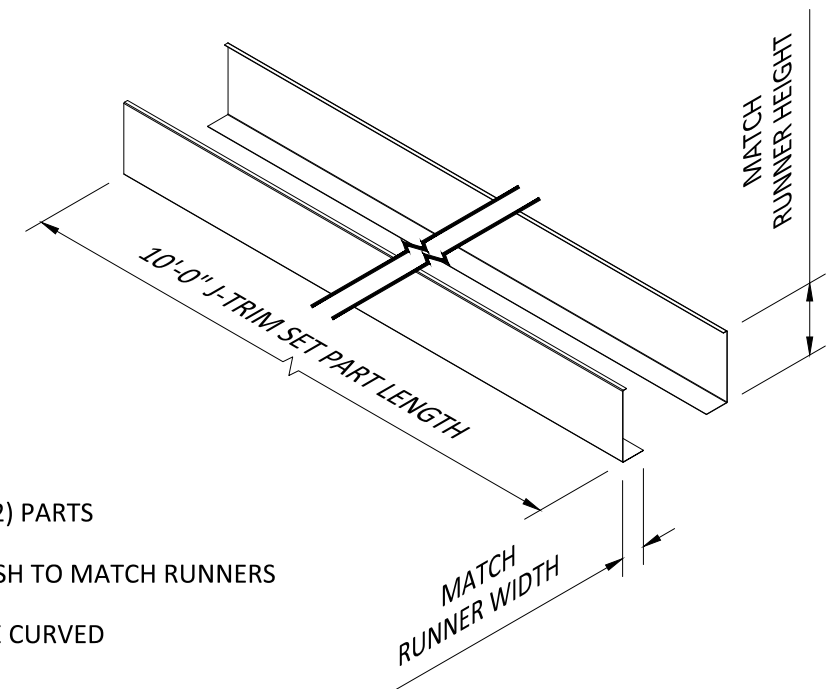
**CORNER BRACKET INSTALLATION**  
SCALE: NOT TO SCALE

\*2" X 6" TAVOLA FRAMES SHOWN, ALL SIZES SIMILAR





**TYPICAL SECTION**  
SCALE: 3" = 1'-0"



**J-TRIM SET**

INCLUDES TWO (2) PARTS

MATERIAL & FINISH TO MATCH RUNNERS

TRIM CANNOT BE CURVED

\*2" X 6" TAVOLA FRAMES 24" O.C. SHOWN, ALL SIZES SIMILAR  
\*\*HANGER WIRE OMITTED FOR CLARITY

**SPECIFICATIONS**

(unless noted otherwise)

MATERIAL: .025" | .032" | .040" ALUMINUM

FINISH: PAINT | POWDER COAT | DECORATED WOOD FINISH

PERFORATION: NOT AVAILABLE

**WALL TRIM SPECIFICATIONS**

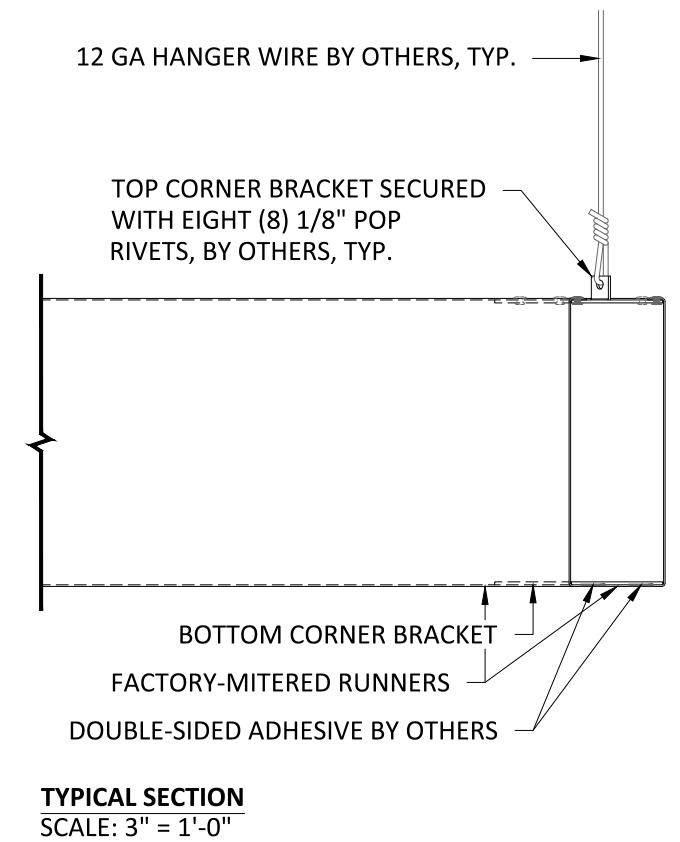
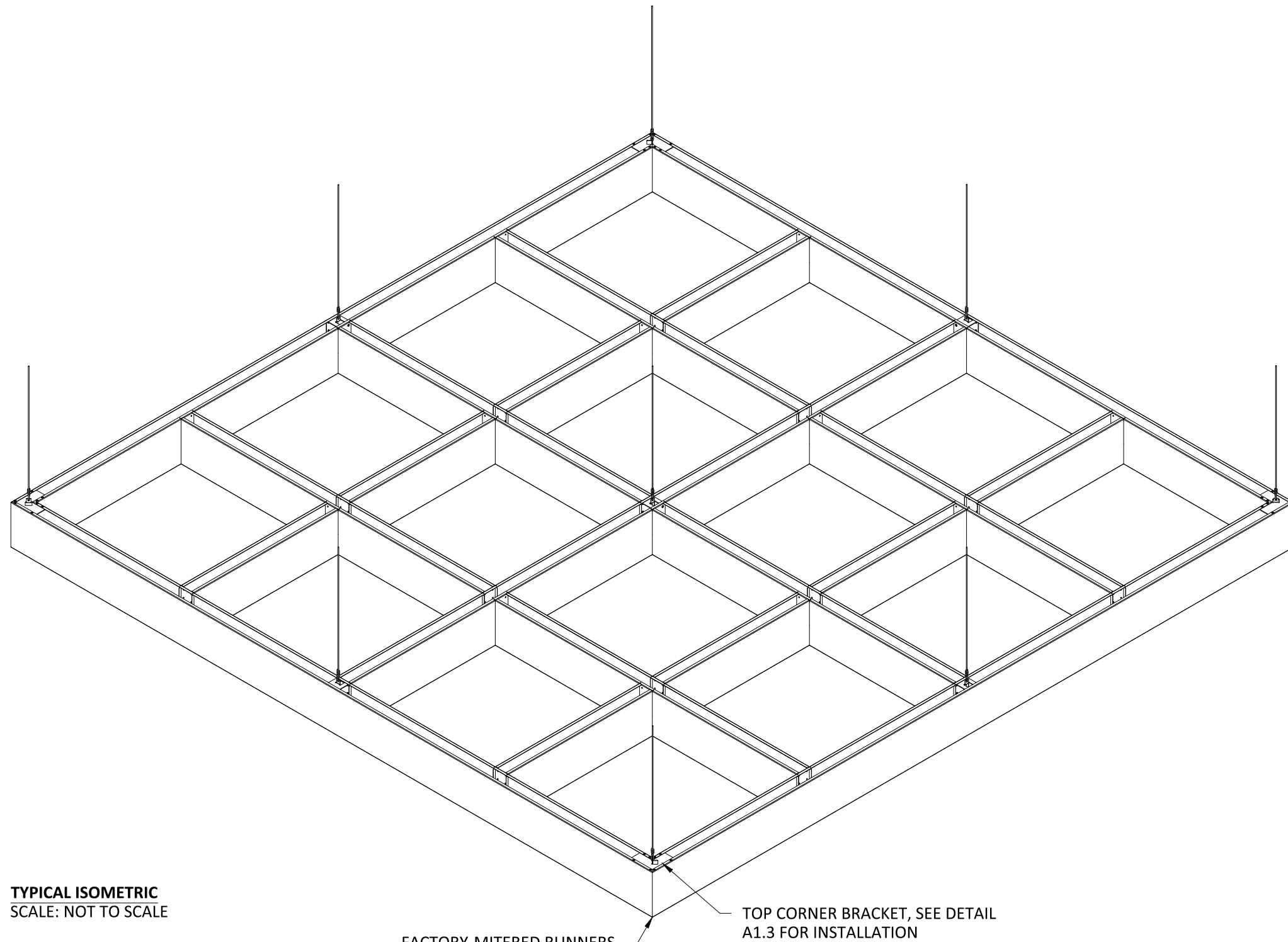
PROJECT: TAVOLA FRAMES PRODUCT SPECIFICATIONS

DRAWING NUMBER: TAVOLA-FRAMES-A1.4

SCALE: AS SHOWN

DRAWN BY: HDA ENGINEERING

DATE: 7/11/17



\*2" X 6" TAVOLA FRAMES 24" O.C. SHOWN, ALL SIZES SIMILAR

**SPECIFICATIONS**

(unless noted otherwise)

MATERIAL: .025" | .032" | .040" ALUMINUM

FINISH: PAINT | POWDER COAT | DECORATED WOOD FINISH

PERFORATION: NOT AVAILABLE

**FLOATING CONDITIONS**

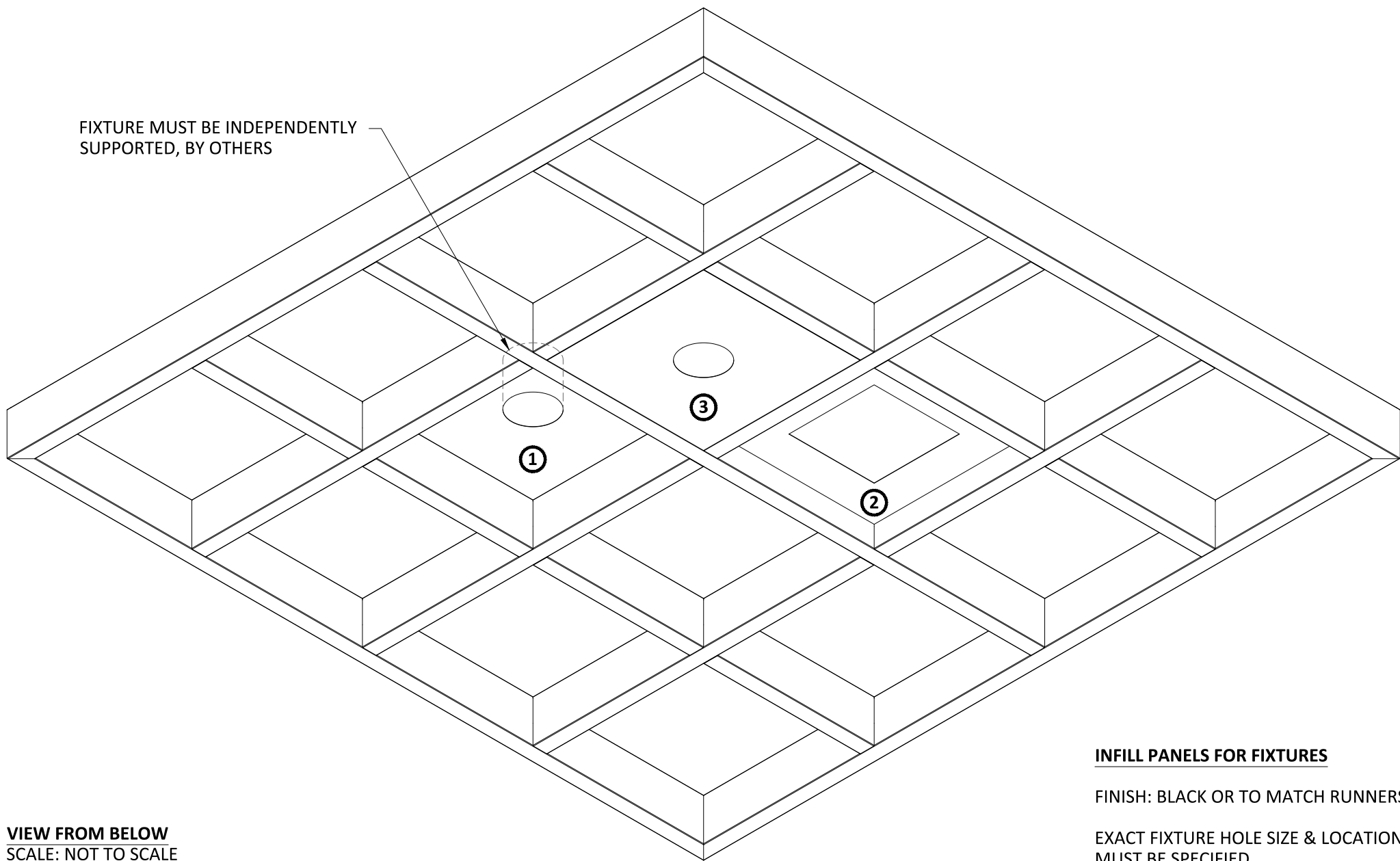
PROJECT: TAVOLA FRAMES PRODUCT SPECIFICATIONS

DRAWING NUMBER: TAVOLA-FRAMES-A1.5

SCALE: AS SHOWN

DRAWN BY: HDA ENGINEERING

DATE: 7/11/17




VIEW FROM BELOW  
SCALE: NOT TO SCALE

**INFILL PANELS FOR FIXTURES**

FINISH: BLACK OR TO MATCH RUNNERS  
  
EXACT FIXTURE HOLE SIZE & LOCATION  
MUST BE SPECIFIED



① RECESSED INFILL PANEL

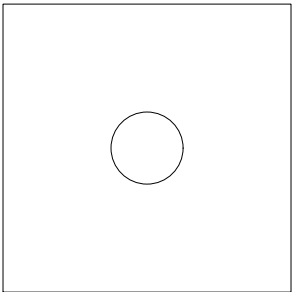



② RAISED INFILL PANEL



③ FLUSH INFILL PANEL

**TYPICAL SECTIONS**  
SCALE: NOT TO SCALE



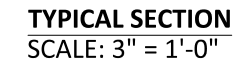
**FIXTURE HOLE TYPES**  
SCALE: NOT TO SCALE

\*2" X 6" TAVOLA FRAMES 24" O.C. SHOWN, ALL SIZES SIMILAR  
\*\*SUSPENSION OMITTED FOR CLARITY



**SPECIFICATIONS**  
(unless noted otherwise)

MATERIAL: .025" | .032" | .040" ALUMINUM  
FINISH: PAINT | POWDER COAT | DECORATED WOOD FINISH  
PERFORATION: NOT AVAILABLE



MODULE MUST BE SPECIFIED

2" X 6" TAVOLA FRAMES 24" O.C.\*

**HunterDouglas**   
Architectural

*All rights reserved. This drawing is the property of Hunter Douglas. It may not be copied or multiplied, neither wholly nor partly. It may not be submitted for perusal to third parties.*

## PERFORATION: NOT AVAILABLE

PROJECT: TAVOLA FRAMES PRODUCT SPECIFICATIONS  
DRAWING NUMBER: TAVOLA-FRAMES-A1.7  
SCALE: AS SHOWN  
DRAWN BY: HDA ENGINEERING  
DATE: 7/11/17