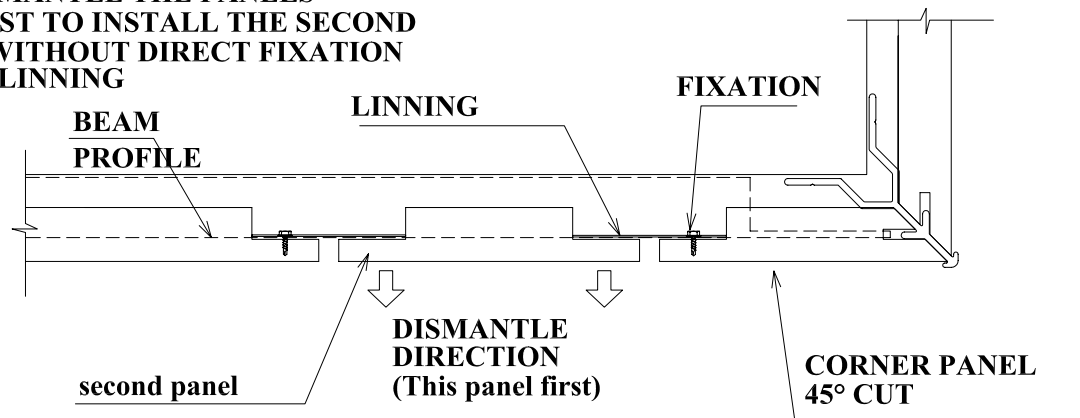


# DISMANTLE WOODEN WALL SYSTEM WITH CORNER PROFILE

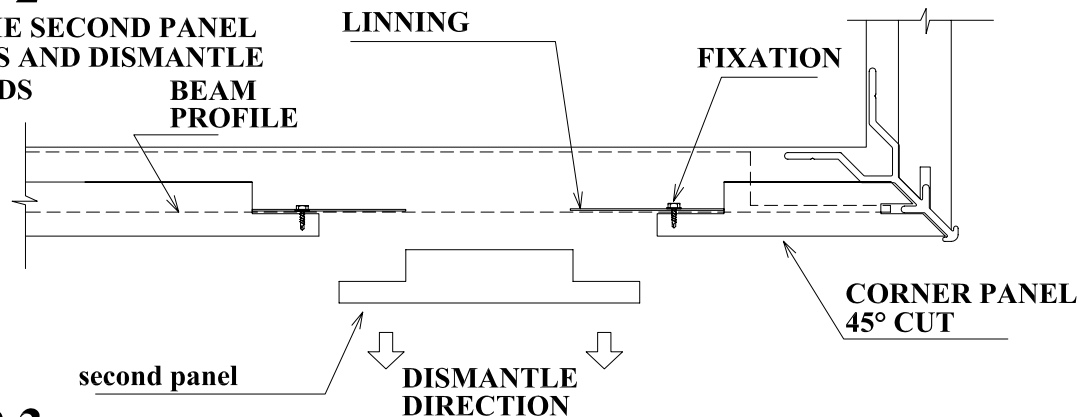
## STEP 1

FOR DISMANTLE THE PANELS YOU MUST TO INSTALL THE SECOND PANEL WITHOUT DIRECT FIXATION TO THE LINNING



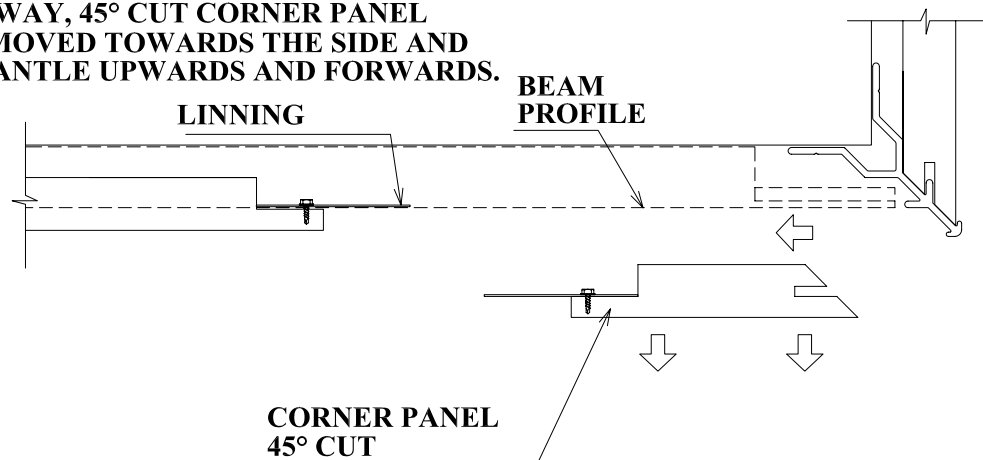
## STEP 2

MOVE THE SECOND PANEL UPWARDS AND DISMANTLE FORWARDS



## STEP 3

AT THIS WAY, 45° CUT CORNER PANEL CAN BE MOVED TOWARDS THE SIDE AND BE DISMANTLE UPWARDS AND FORWARDS.



HunterDouglas® UNIT CHILE

REVISION : 01

### TECHNICAL DEPARTMENT

PROJECT BY: DANIEL SANCHEZ  
email : dsanchez@hdlao.com

APPROVED BY: OSCAR CAMPOSANO  
email : ocamposano@hdlao.com

**HunterDouglas®**  
ARCHITECTUAL PRODUCTS

TITULE: **WOODEN WALL SYSTEM**

16 OF 17

DATE : 08 / 11 / 2004

SCALE : ———

ARCHIVE:

16

WP-016