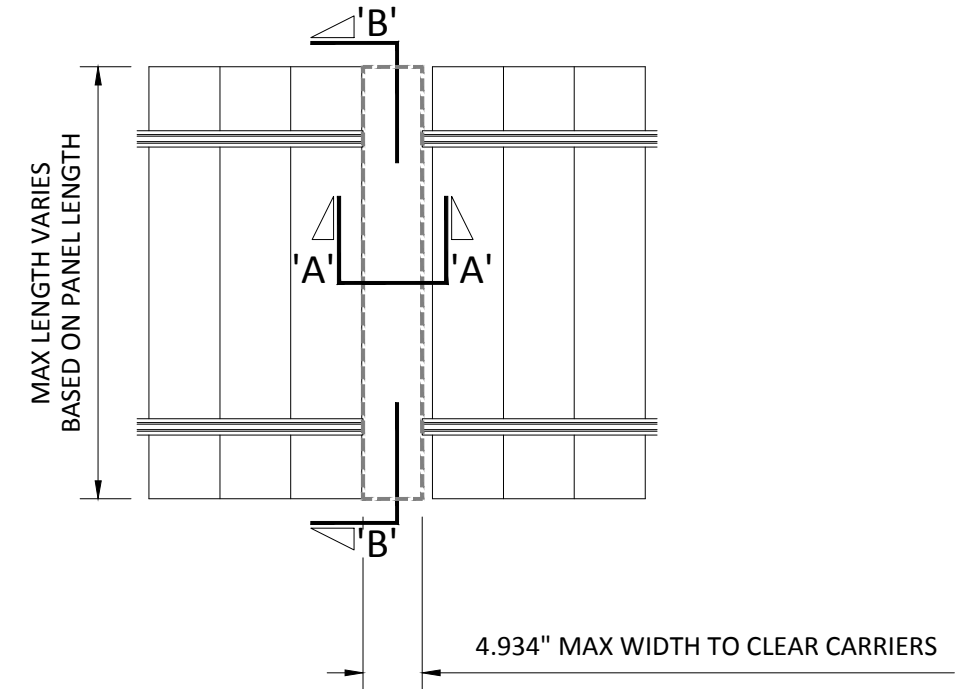


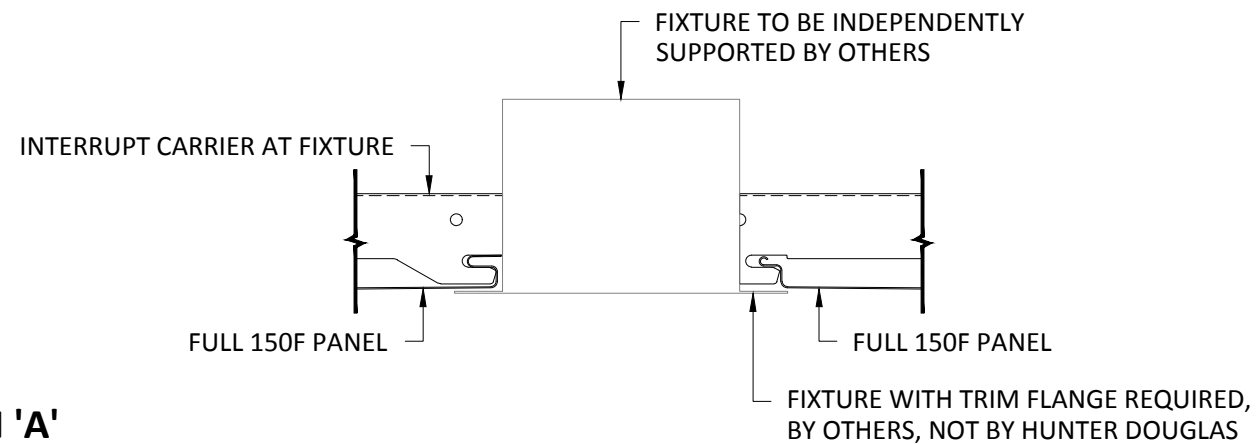
TYPICAL ISOMETRIC

SCALE: NOT TO SCALE



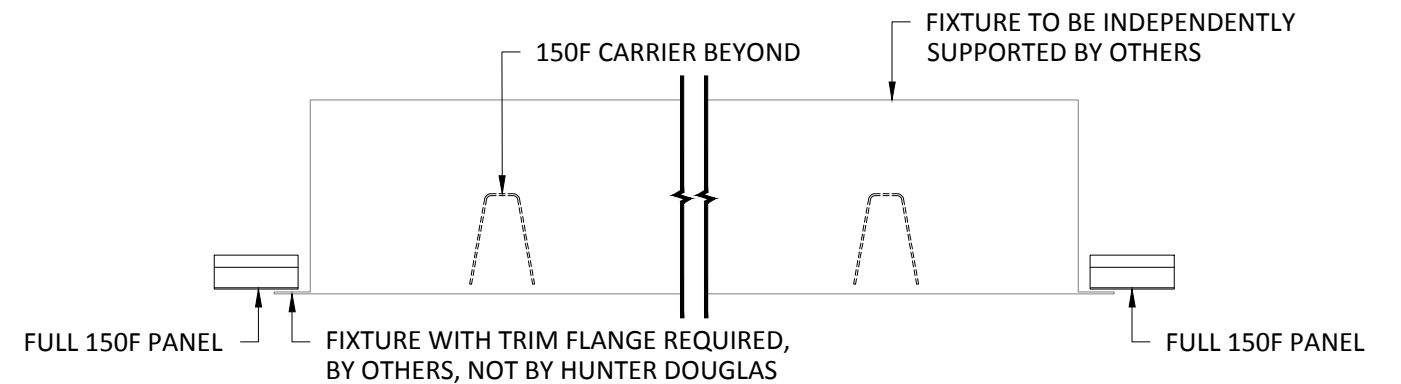
TYPICAL RCP

SCALE: $\frac{3}{4}" = 1'-0"$



SECTION 'A'

SCALE: 3" = 1'-0"



SECTION 'B'

SCALE: 3" = 1'-0"

NOTE: FIXTURE WITH TRIM FLANGE NOT BY HUNTER DOUGLAS

*VERTICAL SUPPORT OMITTED FOR CLARITY



5015 Oakbrook Parkway, Suite 100
Norcross, GA 30093
T 800.366.4327
F 770.806.0214
HDarchitectural.com

All rights reserved. This drawing is the property of Hunter Douglas. It may not be copied or multiplied, neither wholly nor partly. It may not be submitted for perusal to third parties.

SPECIFICATIONS

(unless noted otherwise)

MATERIAL: .025" ALUMINUM 150F PANEL | .040" ALUMINUM 150F CARRIER
FINISH: PAINT | POWDER COAT | DECORATED WOOD FINISH | LUXACOTE
PERFORATION: NON-PERFORATED | #124 FOR VENTILATION ONLY

INTERRUPTED PANEL FOR FIXTURE OPENINGS

PROJECT: 150F PRODUCT SPECIFICATIONS
DRAWING NUMBER: 150F-B1.9
SCALE: AS SHOWN
DRAWN BY: HDA ENGINEERING
DATE: 8/15/16