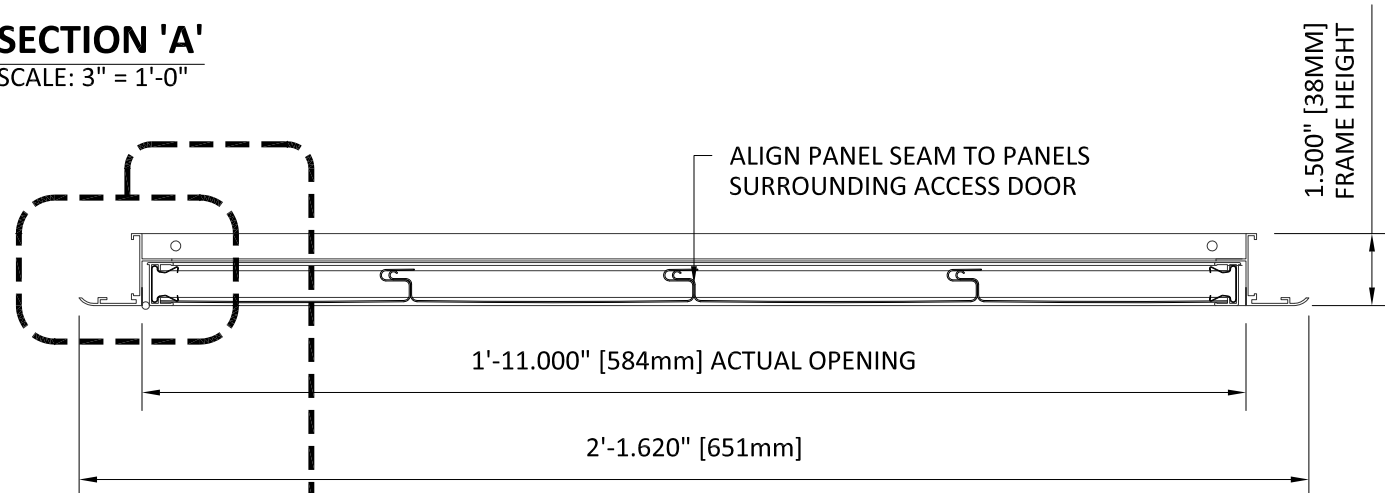
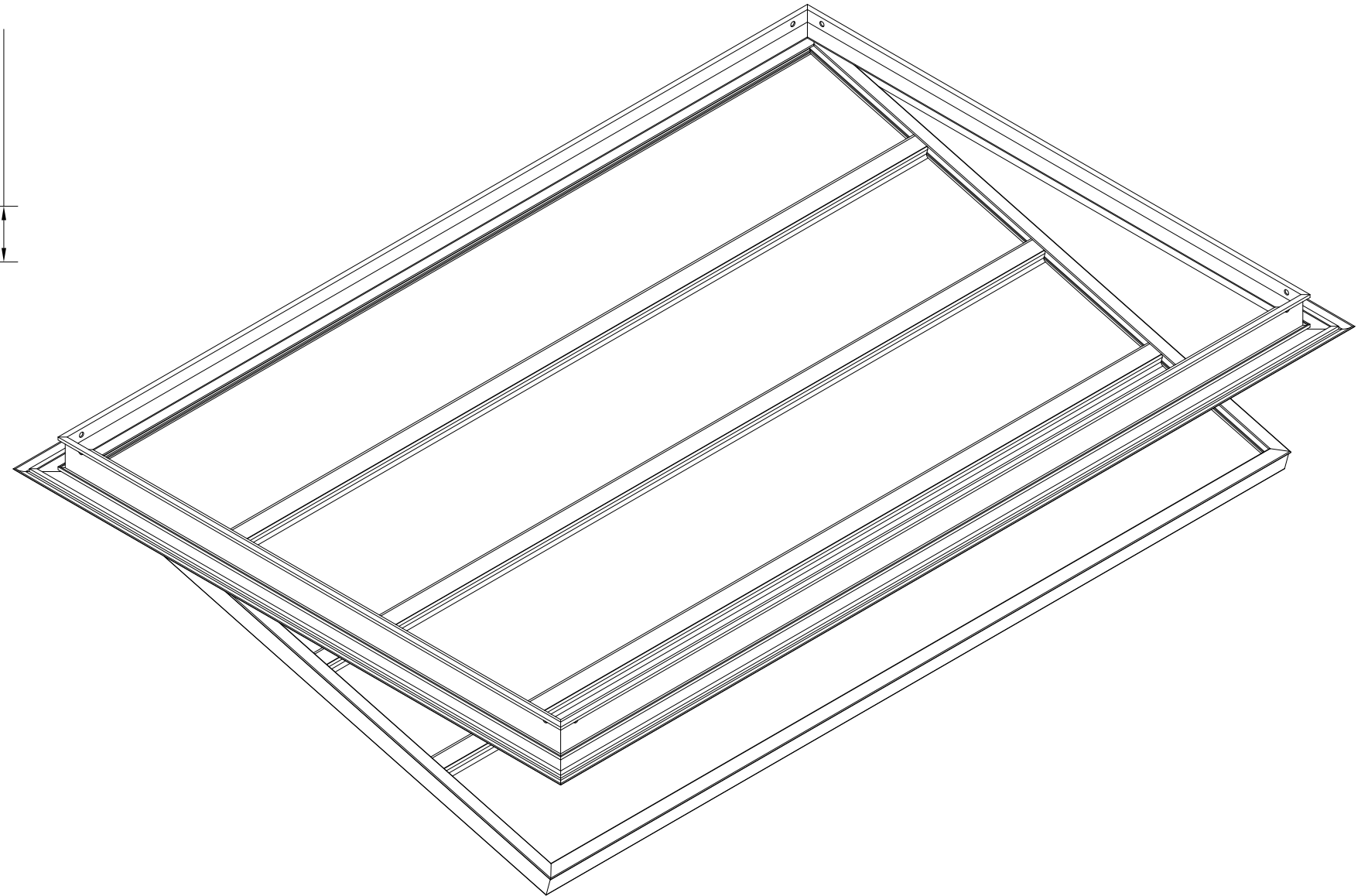
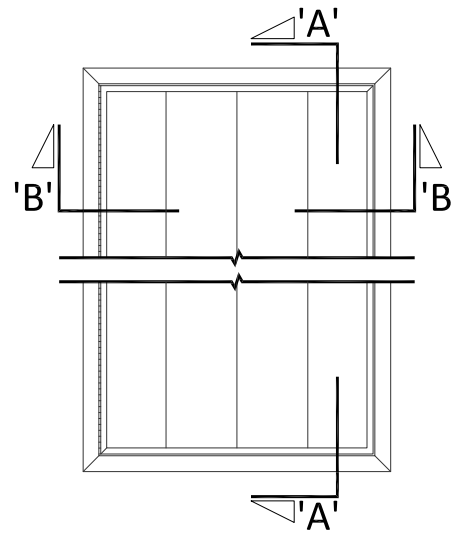
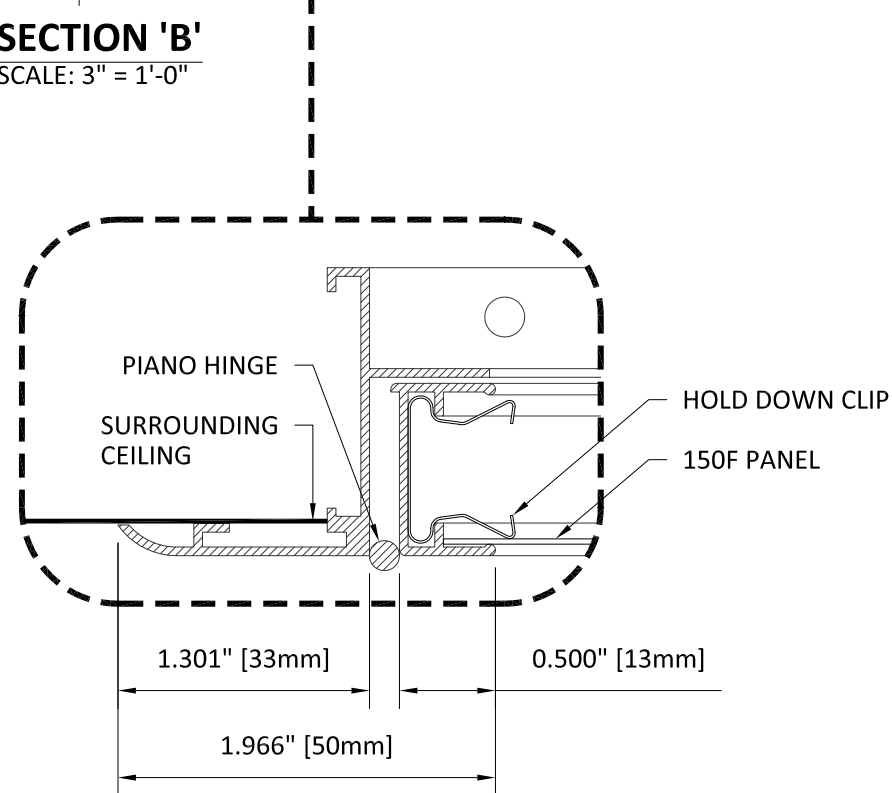


SECTION 'A'
SCALE: 3" = 1'-0"



SECTION 'B'
SCALE: 3" = 1'-0"



EXTERIOR INSTALLATION

HunterDouglasContract

CEILINGS

5015 Oakbrook Parkway, Suite 100
Norcross, GA 30093
800-366-4327 / 770-806-9557
fax: 770-806-0214

All rights reserved. This drawing is the property of Hunter Douglas and may not be copied or multiplied neither wholly nor partly. It may not be submitted for perusal to third parties either.

www.hunterdouglascontract.com

SPECIFICATIONS

(unless noted otherwise)

MATERIAL: 0.025" ALUMINUM 150F PANEL
0.040" ALUMINUM 150F CARRIER
FINISHES: PAINT / POWDER COAT / DECORATED WOOD FINISH / LUXACOTE
PERFORATION: NOT AVAILABLE

LUXALON
METAL CEILINGS

WoodWright
WOOD CEILINGS

TOLERANCES

(unless noted otherwise)

DECIMAL: .0 +/- .060
.00 +/- .030
.000 +/- .010
FRACTIONAL: +/- $\frac{1}{32}$ "
ANGULAR: +/- $\frac{1}{2}^\circ$ (.5°)

Techstyle
ACOUSTICAL CEILINGS

2' [610mm] X 3' [914mm] NOMINAL ACCESS DOOR

PROJECT: 150F PRODUCT SPECIFICATIONS
DRAWING NUMBER: 150F-EXT11X17-M002
PART NUMBER: N/A
SCALE: 3" = 1'-0"
DATE: 2/5/13
DRAWN BY: HDAP ENGINEERING