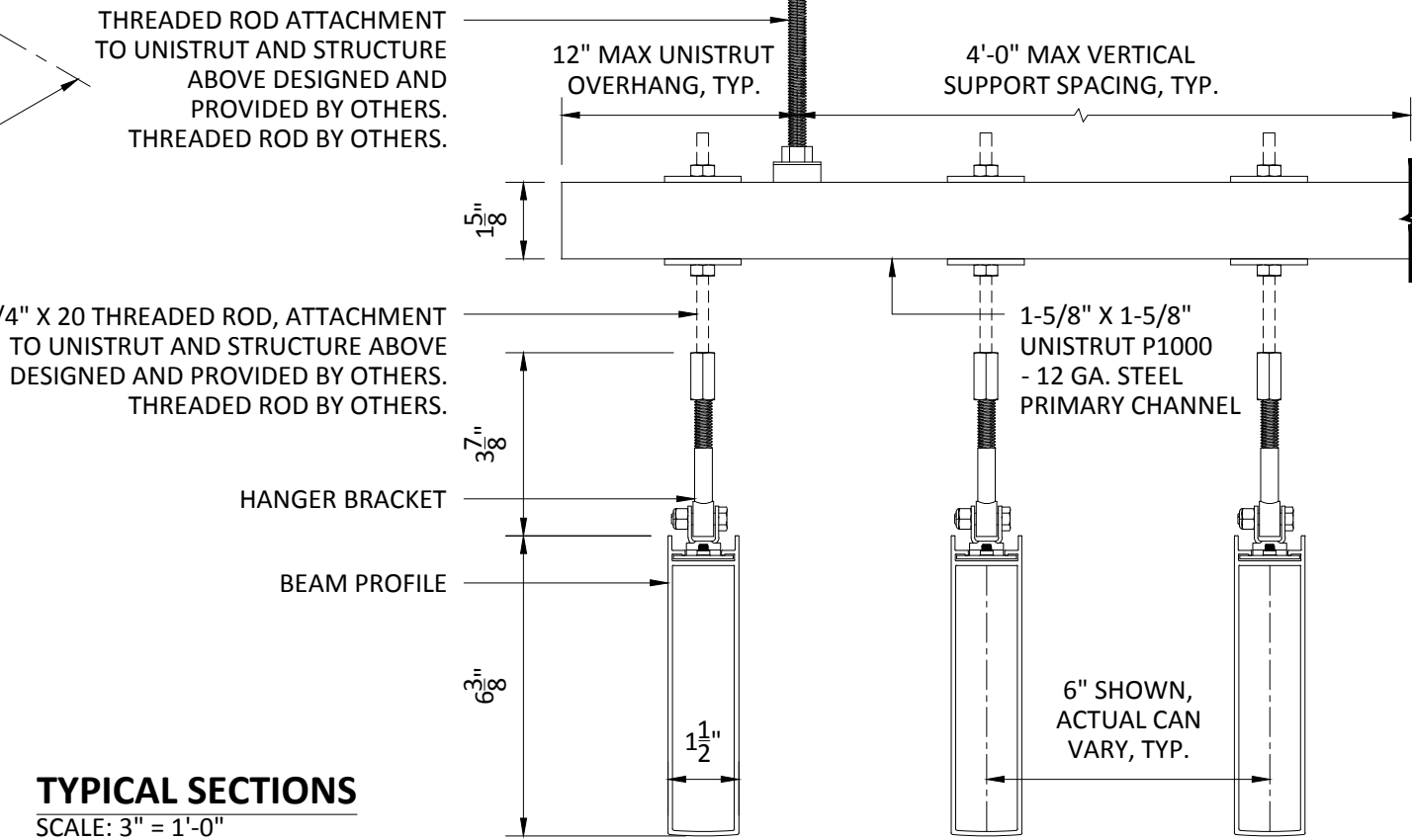
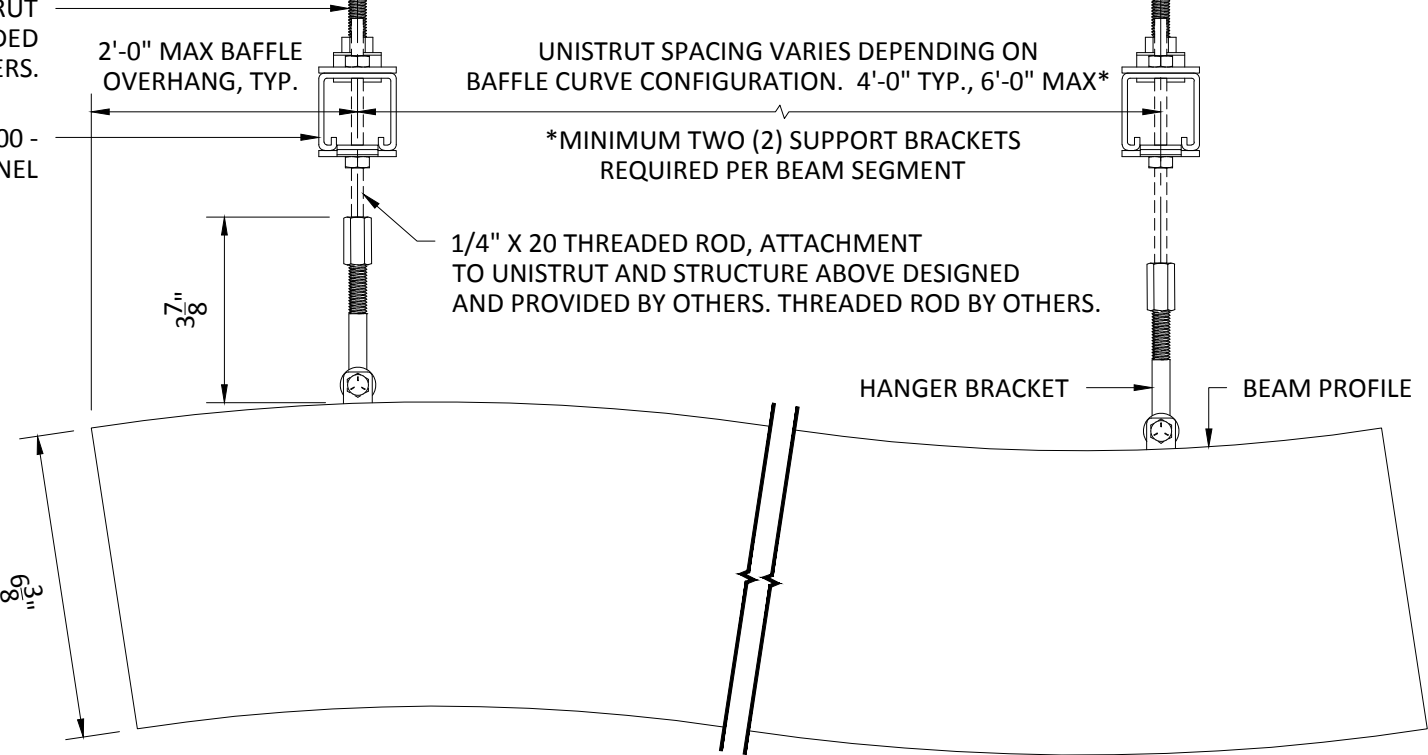
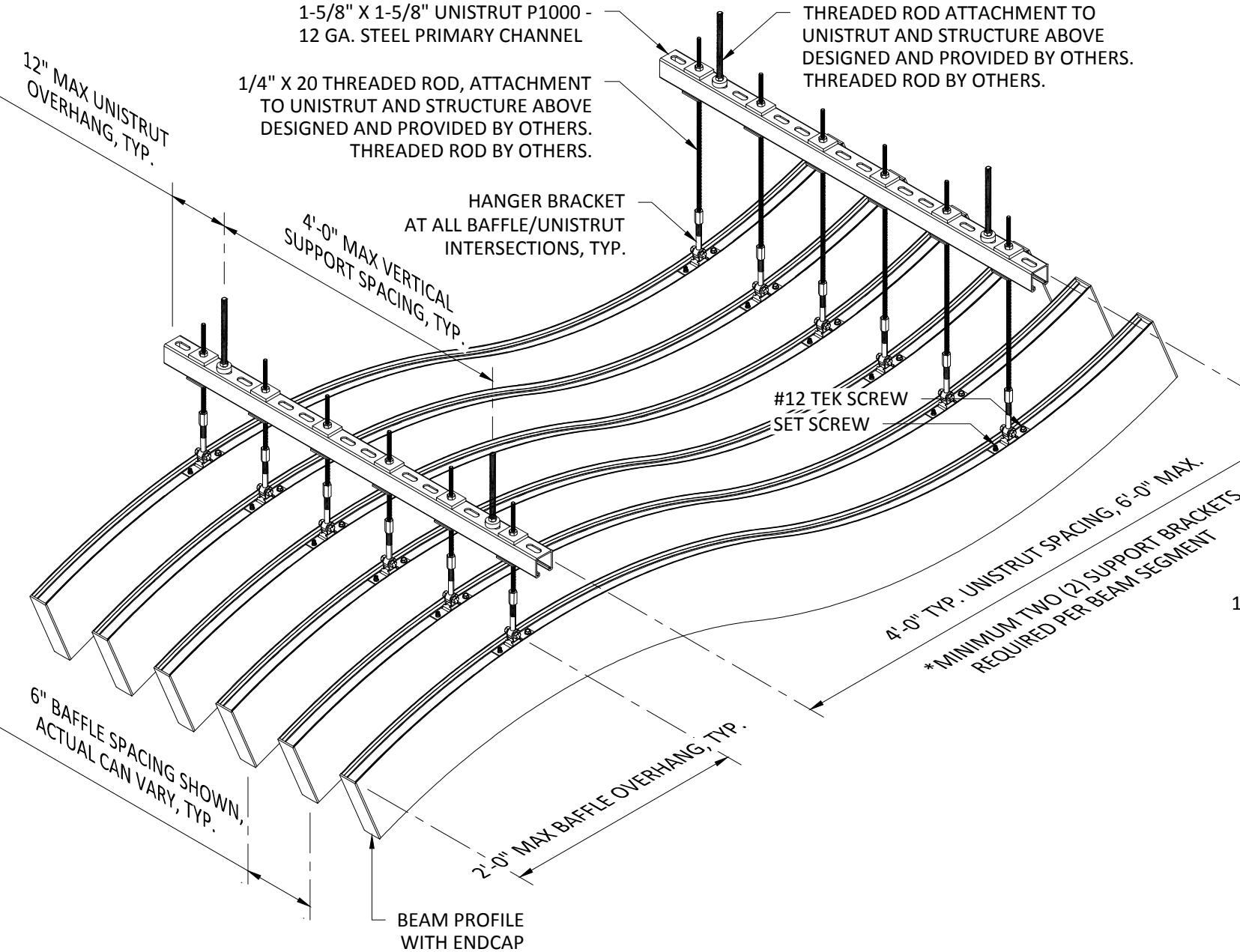


**NOTE:**  
THREADED ROD ATTACHMENT TO UNISTRUT AND STRUCTURE ABOVE DESIGNED AND PROVIDED BY OTHERS.

**SEISMIC DESIGN:**  
SYSTEM COMPLIES WITH ASCE 7-10 SECTION 13.5.6 AND 13.5.6.2.2. BAFFLES WITH 1/4" DIA. HANGERS DESIGNED AS PENDULUMS. MAXIMUM  $S_s = 3.73$ , MEETING SEISMIC ZONE D-E-F REQUIREMENTS. UNISTRUT FRAMING TO BE BRACED IN ACCORDANCE WITH LOCAL CODE REQUIREMENTS. CROSS STRUTS @ UNISTRUT FRAMING WITH SPLAYED WIRES AND COMPRESSION POST BY OTHERS.

THREADED ROD ATTACHMENT TO UNISTRUT AND STRUCTURE ABOVE DESIGNED AND PROVIDED BY OTHERS. THREADED ROD BY OTHERS.

1-5/8" X 1-5/8" UNISTRUT P1000 - 12 GA. STEEL PRIMARY CHANNEL



**TYPICAL SECTIONS**  
SCALE: 3" = 1'-0"

**INTERIOR INSTALLATION**

**HunterDouglasContract**

**CEILINGS**

5015 Oakbrook Parkway, Suite 100  
Norcross, GA 30093  
800-366-4327 / 770-806-9557  
fax: 770-806-0214

All rights reserved. This drawing is the property of Hunter Douglas and may not be copied or multiplied neither wholly nor partly. It may not be submitted for perusal to third parties either.

www.hunterdouglascontract.com

**SPECIFICATIONS**  
(unless noted otherwise)

MATERIAL: EXTRUDED ALUMINUM ALLOY 6063-T5

FINISHES: PAINT / POWDER COAT / DECORATED WOOD

PERFORATION: NOT AVAILABLE

**TOLERANCES**  
(unless noted otherwise)

DECIMAL: .0 +/- .060  
.00 +/- .030  
.000 +/- .010

FRACTIONAL: +/- 1/32"

ANGULAR: +/- 1/2° (.5°)

**LUXALON**  
METAL CEILINGS

**WoodWright**  
WOOD CEILINGS

**Techstyle**  
ACOUSTICAL CEILINGS

**SUSPENSION SPECIFICATIONS**

PROJECT: HIGH PROFILE SERIES VERTICALLY CURVED SPECIFICATIONS  
DRAWING NUMBER: HPS-VCURVE-A1.2  
PART NUMBER: N/A  
SCALE: AS SHOWN  
DATE: 8/26/14  
DRAWN BY: HDAP ENGINEERING