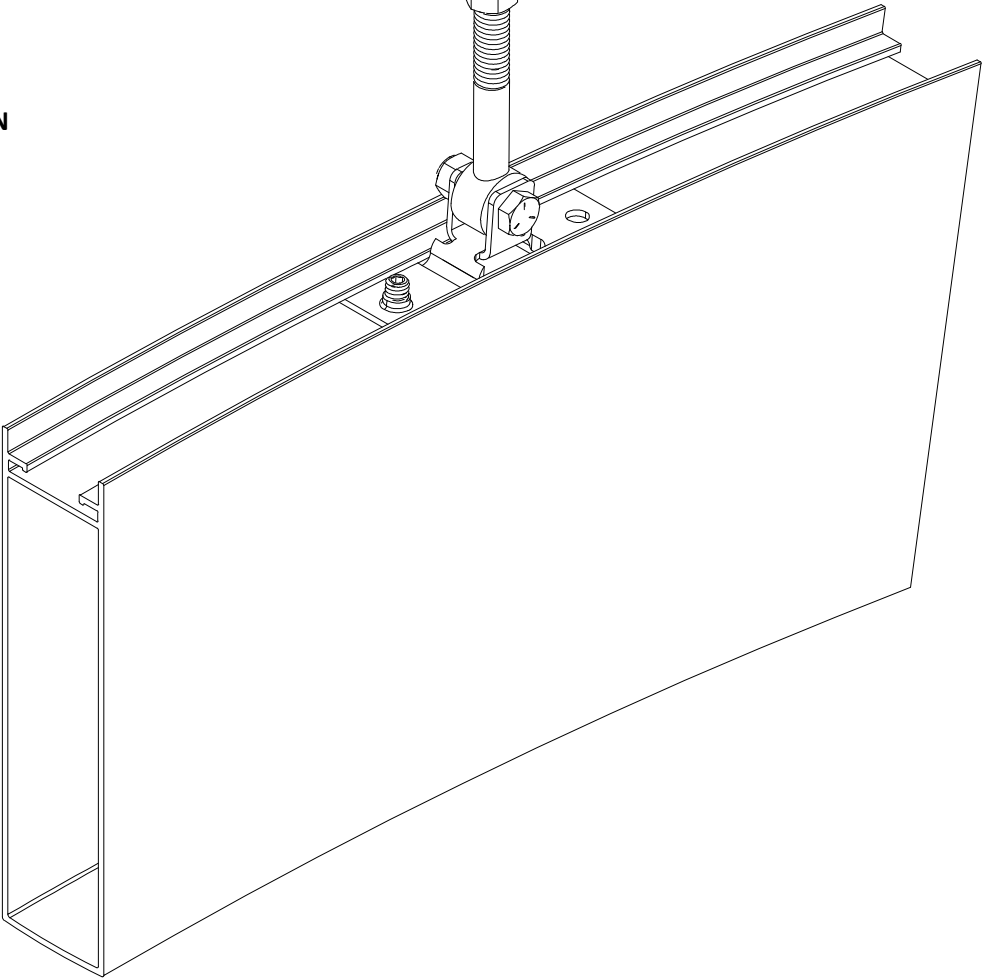
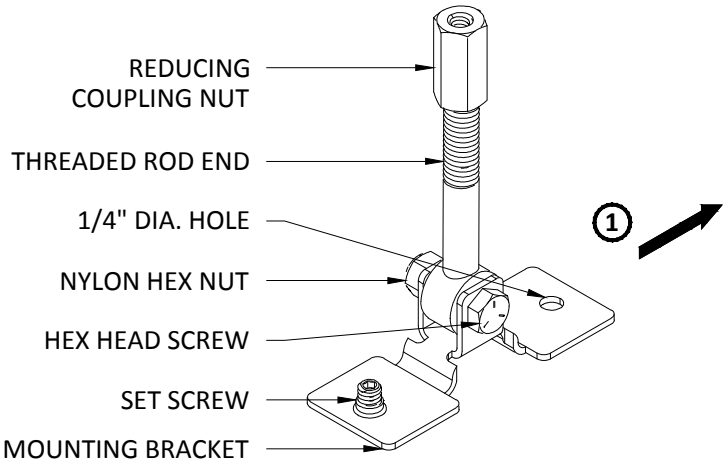


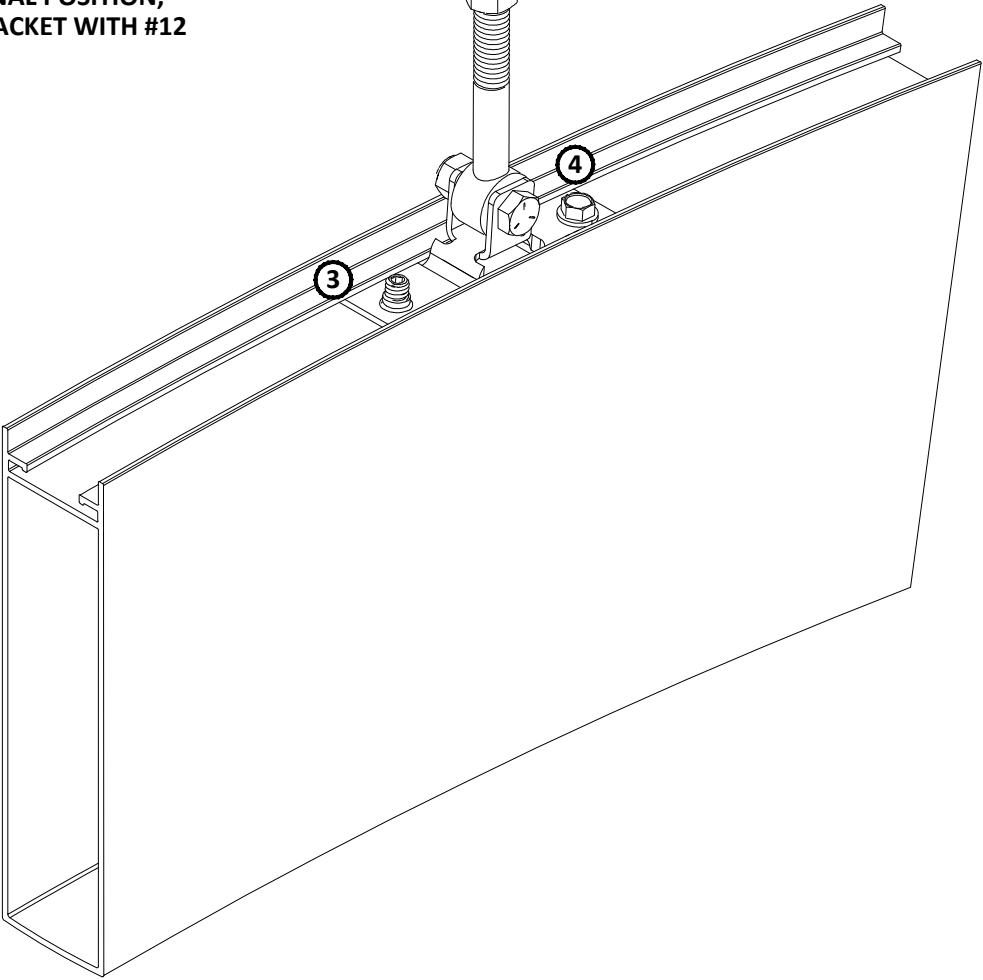
NOTE:
THREADED ROD ATTACHMENT
TO UNISTRUT AND STRUCTURE
ABOVE DESIGNED AND
PROVIDED BY OTHERS.

1/4" - 20 THREADED ROD

- ① SLIDE MOUNTING BRACKET
ONTO BAFFLE
- ② LIFT BEAM ASSEMBLY AND
INSERT COUPLING NUT INTO
1/4" - 20 THREADED ROD.
TURN 1/4" - 20 THREADED
ROD CLOCKWISE TO TIGHTEN



- ③ TIGHTEN SET SCREW FOR
ALIGNMENT
- ④ ONCE IN FINAL POSITION,
SECURE BRACKET WITH #12
TEK SCREW



HunterDouglasContract

CEILING

5015 Oakbrook Parkway, Suite 100
Norcross, GA 30093
800-366-4327 / 770-806-9557
fax: 770-806-0214

*All rights reserved. This drawing
is the property of Hunter
Douglas and may not be copied
or multiplied neither wholly nor
partly. It may not be submitted
for perusal to third parties
either.*

www.hunterdouglascontract.com

SPECIFICATIONS (unless noted otherwise)

MATERIAL: EXTRUDED ALUMINUM ALLOY 6063-T5
FINISHES: PAINT / POWDER COAT / DECORATED WOOD
PERFORATION: NOT AVAILABLE

LUXALON
METAL CEILINGS

WoodWright
WOOD CEILINGS

TOLERANCES (unless noted otherwise)

DECIMAL: .0 +/- .060
.00 +/- .030
.000 +/- .010
FRACTIONAL: +/- 1/32"
ANGULAR: +/- 1/2° (.5°)

Techstyle
ACOUSTICAL CEILINGS

HANGER BRACKET INSTALLATION

PROJECT: HIGH PROFILE SERIES VERTICALLY CURVED SPECIFICATIONS
DRAWING NUMBER: HPS-VCURVE-A1.3
PART NUMBER: N/A
SCALE: AS SHOWN
DATE: 1/28/15
DRAWN BY: HDAP ENGINEERING