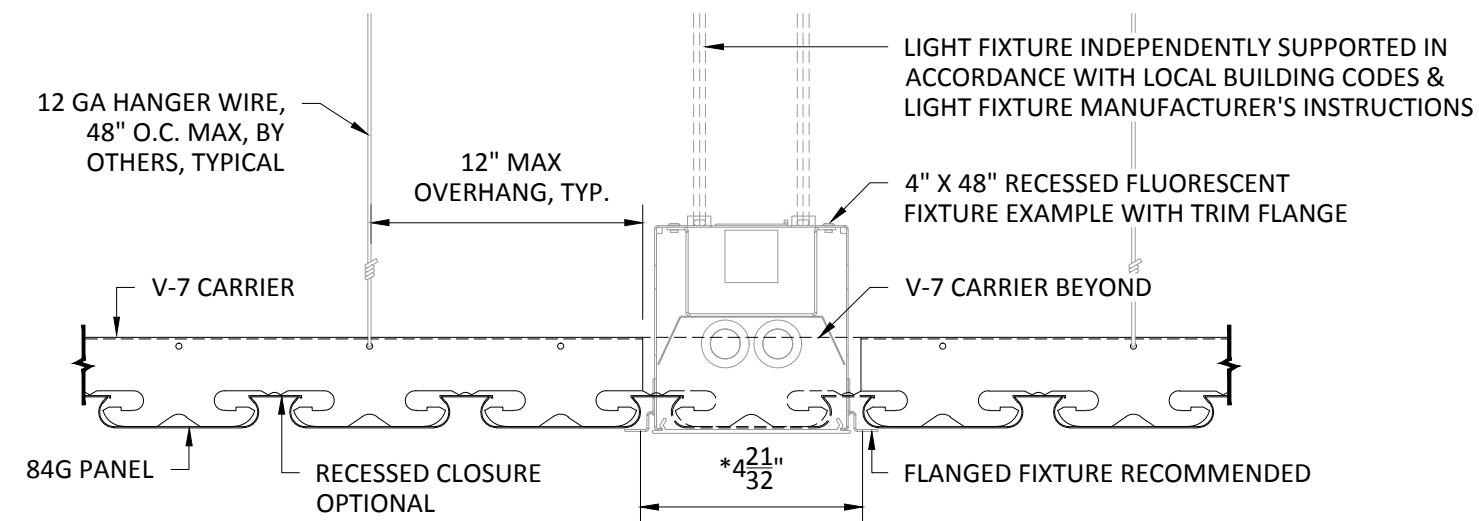


TYPICAL ISOMETRIC

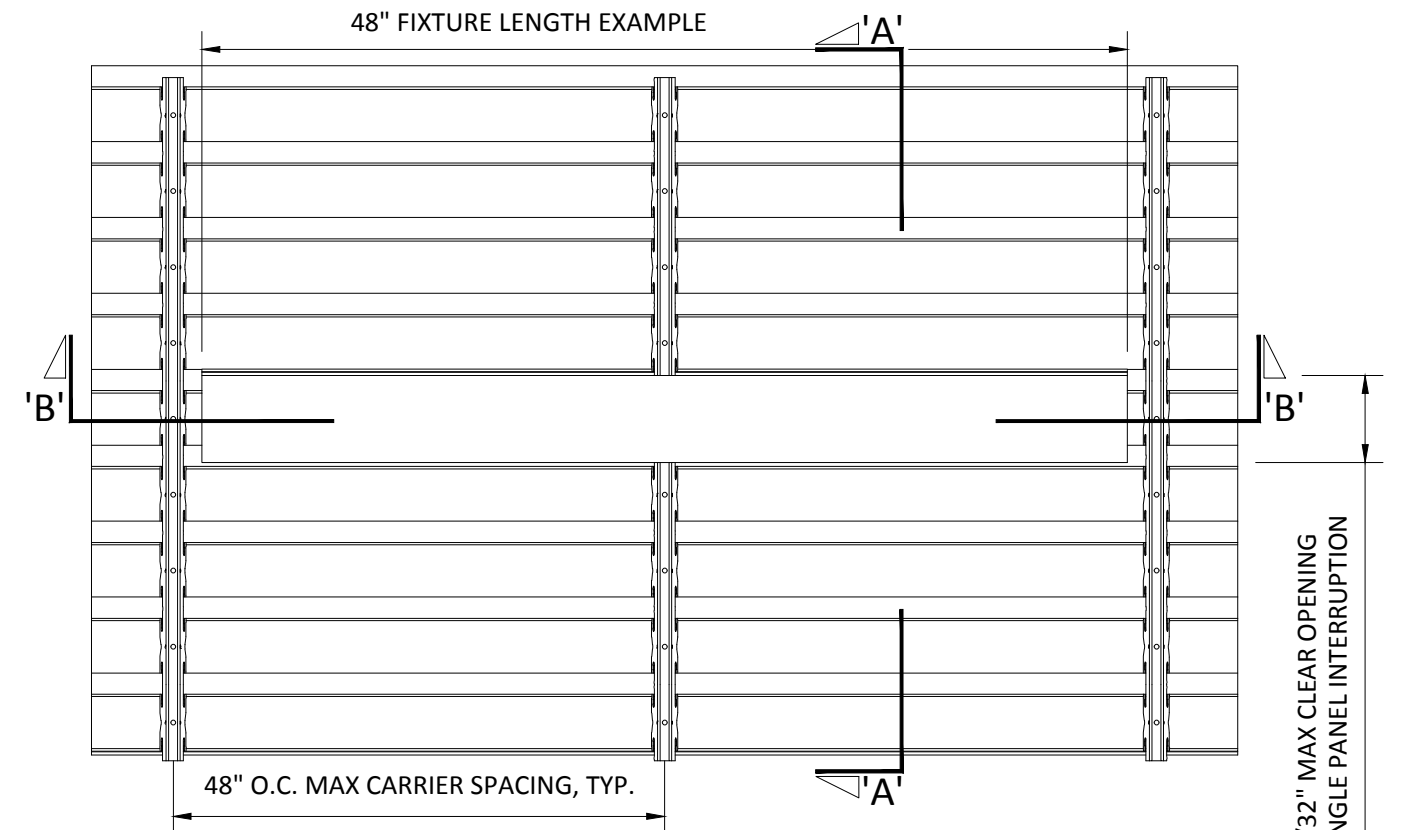
SCALE: NOT TO SCALE



SECTION 'A'

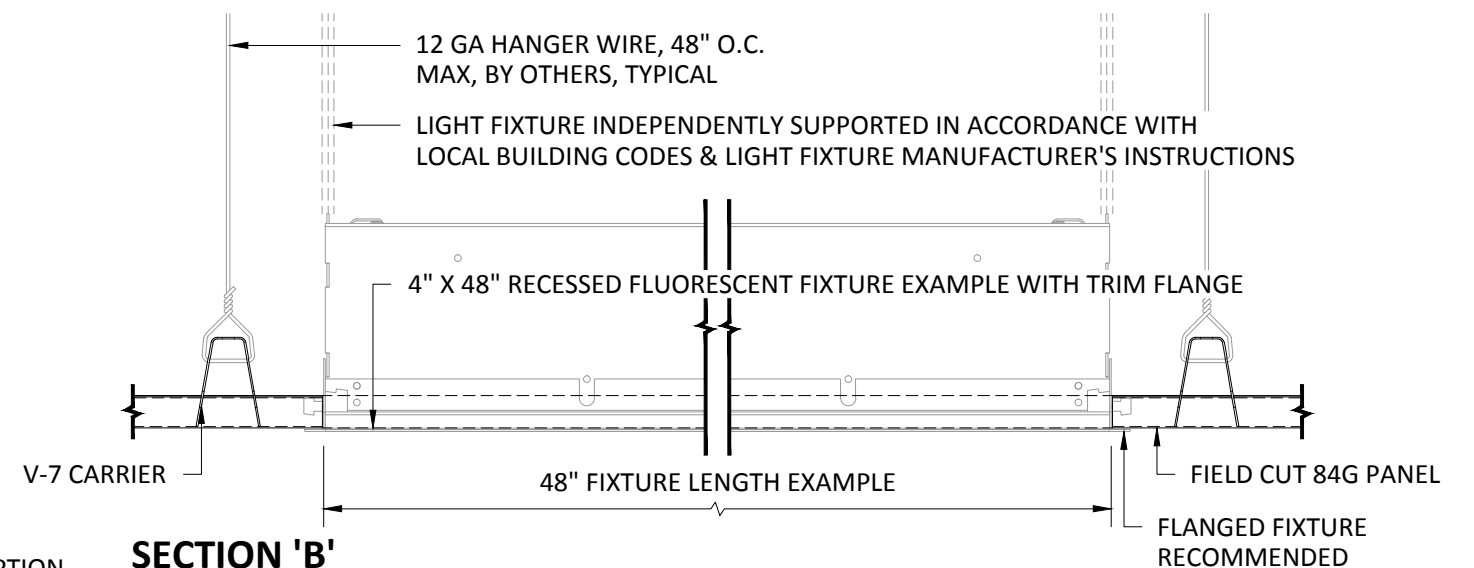
SCALE: 3" = 1'-0"

*4-21/32" MAX CLEAR OPENING, PANEL EDGE TO PANEL EDGE, FOR SINGLE PANEL INTERRUPTION.
8-21/32" MAX CLEAR OPENING, PANEL EDGE TO PANEL EDGE, FOR DOUBLE PANEL INTERRUPTION.



TOP VIEW

SCALE: NOT TO SCALE



SECTION 'B'

SCALE: 3" = 1'-0"

INTERIOR INSTALLATION

NOTE: FIXTURE WITH TRIM FLANGE NOT BY HUNTER DOUGLAS

HunterDouglasContract

CEILINGS

5015 Oakbrook Parkway, Suite 100
Norcross, GA 30093
800-366-4327 / 770-806-9557
fax: 770-806-0214

All rights reserved. This drawing is the property of Hunter Douglas and may not be copied or multiplied neither wholly nor partly. It may not be submitted for perusal to third parties either.

www.hunterdouglascontract.com

SPECIFICATIONS

(unless noted otherwise)

MATERIAL: 0.020" OR 0.025" ALUMINUM 84G PANEL
0.040" ALUMINUM V-7 CARRIER

FINISH: PAINT / POWDER COAT / DECORATED WOOD FINISH

PERFORATION: #124 (15% OPEN) / #140 (23% OPEN) / NON-PERFORATED

TOLERANCES

(unless noted otherwise)

DECIMAL: .0 +/- .060
.00 +/- .030
.000 +/- .010

FRACTIONAL: +/- 1/32"

ANGULAR: +/- 1/2° (.5°)

LUXALON
METAL CEILINGS

WoodWright
WOOD CEILINGS

Techstyle
ACOUSTICAL CEILINGS

INTERRUPTED PANEL FOR TYPICAL FIXTURE

PROJECT: 84G PRODUCT SPECIFICATIONS
DRAWING NUMBER: 84G-A1.8
PART NUMBER: N/A
SCALE: AS SHOWN
DATE: 2/26/15
DRAWN BY: HDAP ENGINEERING