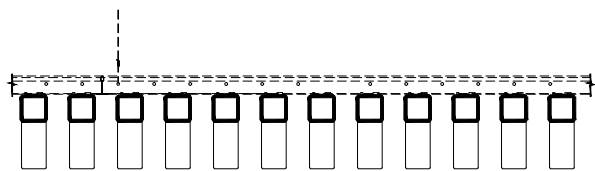
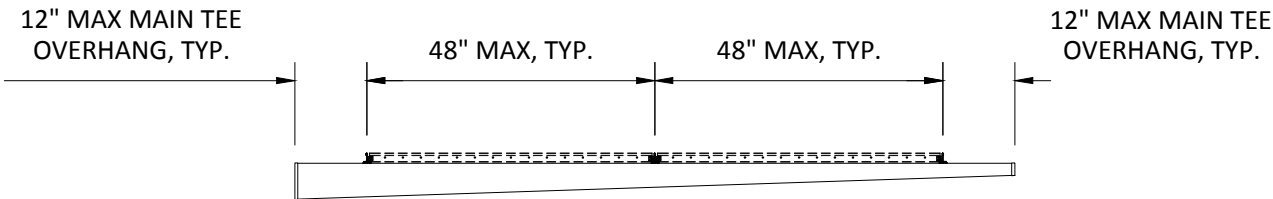


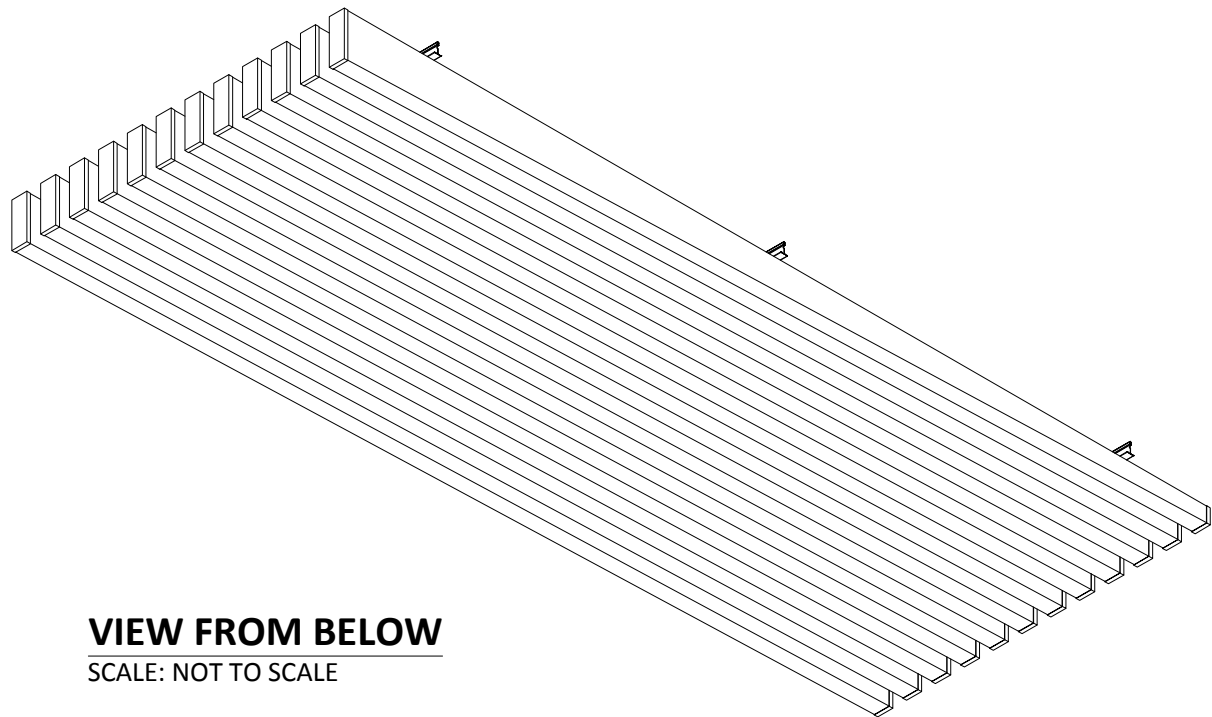
SAMPLE LAYOUT - 2"x6" CANTED TAVOLA BEAM\*  
10'-0" 6" ACUTE AND 2" OBTUSE ENDS



SIDE ELEVATION  
SCALE: 3/4" = 1'-0"



SIDE ELEVATION  
SCALE: 1-1/2" = 1'-0"

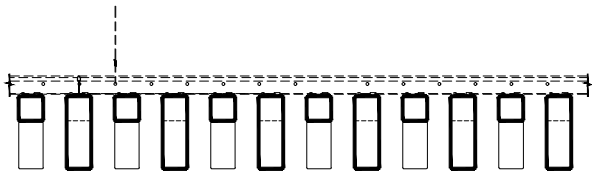


VIEW FROM BELOW  
SCALE: NOT TO SCALE

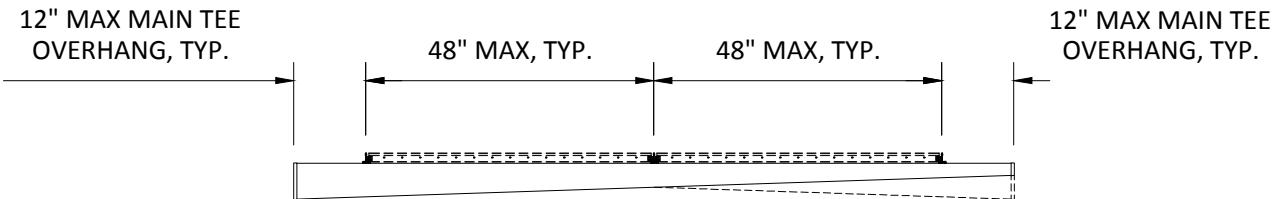
INTERIOR INSTALLATION

\*HANGER WIRE OMITTED FOR CLARITY

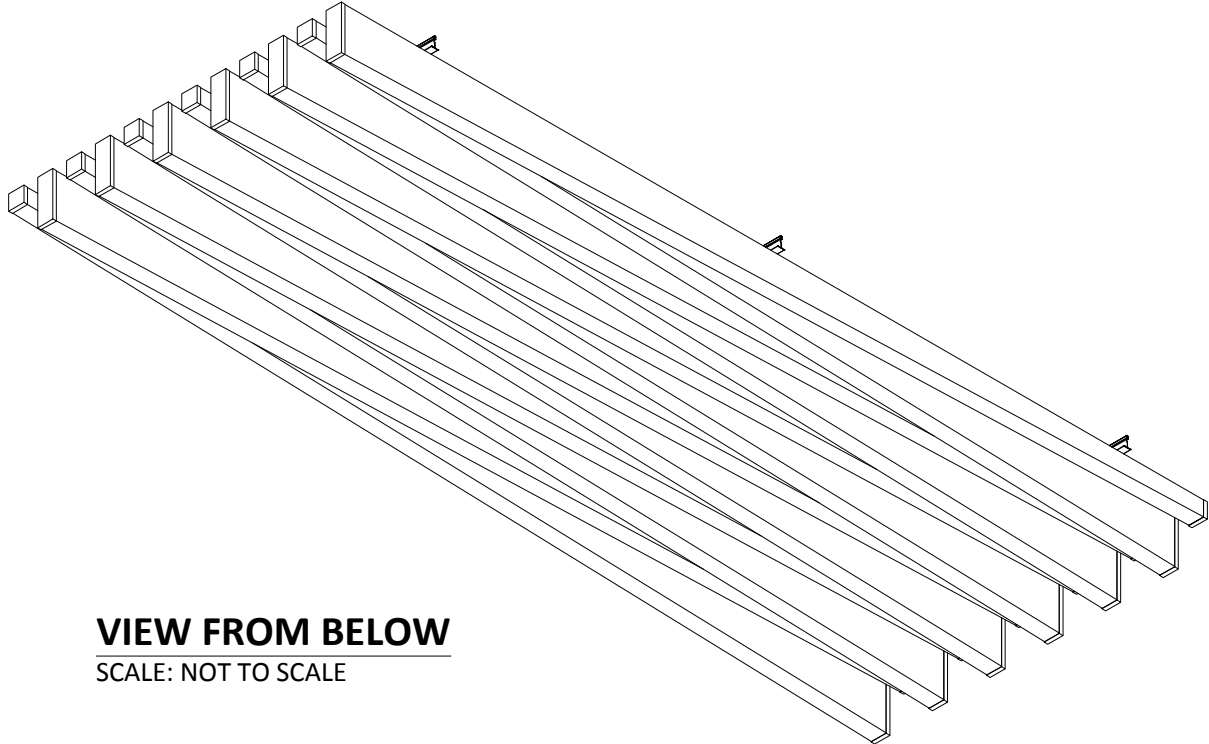
SAMPLE LAYOUT - 2"x6" CANTED TAVOLA BEAM\*  
10'-0" STAGGERED 6" ACUTE AND 2" OBTUSE ENDS



SIDE ELEVATION  
SCALE: 3/4" = 1'-0"



SIDE ELEVATION  
SCALE: 1-1/2" = 1'-0"



VIEW FROM BELOW  
SCALE: NOT TO SCALE

\*HANGER WIRE OMITTED FOR CLARITY

HunterDouglasContract

CEILINGS

5015 Oakbrook Parkway, Suite 100  
Norcross, GA 30093  
800-366-4327 / 770-806-9557  
fax: 770-806-0214

All rights reserved. This drawing is the property of Hunter Douglas and may not be copied or multiplied neither wholly nor partly. It may not be submitted for perusal to third parties either.

www.hunterdouglascontract.com

SPECIFICATIONS (unless noted otherwise)	
MATERIAL: .032 ALUMINUM	
FINISHES: PAINT / POWDER COAT / DECORATED WOOD FINISH / WOOD VENEER	
PERFORATION: NON-PERFORATED / CONTACT HD FOR AVAILABLE PERFS	

LUXALON<sup>®</sup>  
METAL CEILINGS

WoodWright<sup>®</sup>  
WOOD CEILINGS

Techstyle<sup>®</sup>  
ACOUSTICAL CEILINGS

TOLERANCES (unless noted otherwise)	
DECIMAL:	.0 +/- .060 .00 +/- .030 .000 +/- .010
FRACTIONAL:	+/- 1/32"
ANGULAR:	+/- 1/2° (.5°)

SAMPLE LAYOUTS

PROJECT: TAVOLA CANTED BEAM PRODUCT SPECIFICATIONS  
DRAWING NUMBER: TAVOCANT-A1.5  
PART NUMBER: N/A  
SCALE: AS SHOWN  
DATE: 11/25/14  
DRAWN BY: HDAP ENGINEERING