

INTERIOR INSTALLATION

*SEE SHEET A1.2 FOR AVAILABLE BLADE SIZES
**SEE SHEET A1.3 FOR AVAILABLE PANEL SIZES



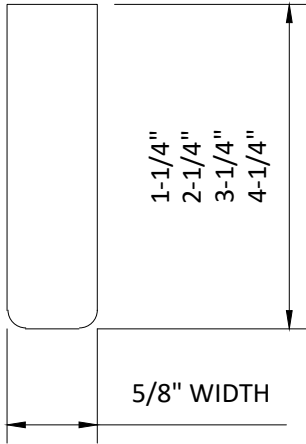
5015 Oakbrook Parkway, Suite 100
Norcross, GA 30093
T 800.366.4327
F 770.806.0214
HDarchitectural.com

All rights reserved. This drawing is the property of Hunter Douglas. It may not be copied or multiplied, neither wholly nor partly. It may not be submitted for perusal to third parties.

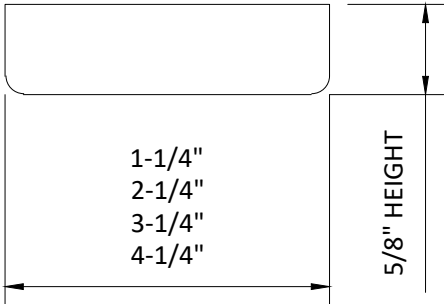
SPECIFICATIONS
(unless noted otherwise)

MATERIAL: .625" FIRE RATED MDF
FINISH: WOOD VENEER | WHITEWASH | PAINTED
PERFORATION: NOT AVAILABLE

OVERALL ISOMETRIC VIEW - HORIZONTAL GRILLE PANELS
PROJECT: GRILLE PANEL PRODUCT SPECIFICATIONS
DRAWING NUMBER: NATNEO-GR-A1.1
SCALE: AS SHOWN
DRAWN BY: HDA ENGINEERING
DATE: 5/8/17



VERTICAL BLADE



HORIZONTAL BLADE

BLADE SIZES

VERTICAL:

WIDTH
5/8"

HEIGHT
1-1/4"
2-1/4"
3-1/4"
4-1/4"

HORIZONTAL:

WIDTH
1-1/4"
2-1/4"
3-1/4"
4-1/4"

HEIGHT
5/8"

*MAX LENGTHS MAY BE PROFILE-SPECIFIC, CONTACT HUNTER DOUGLAS

BLADE LENGTHS AVAILABLE IN ±2'-0" INCREMENTS, MINIMUM
QUANTITIES MAY APPLY

BLADE MATERIAL

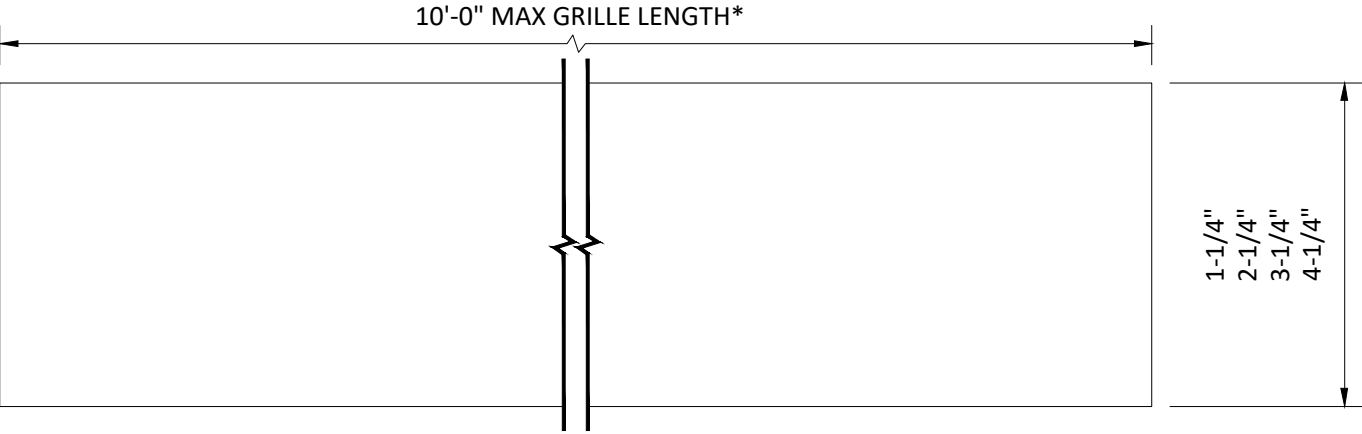
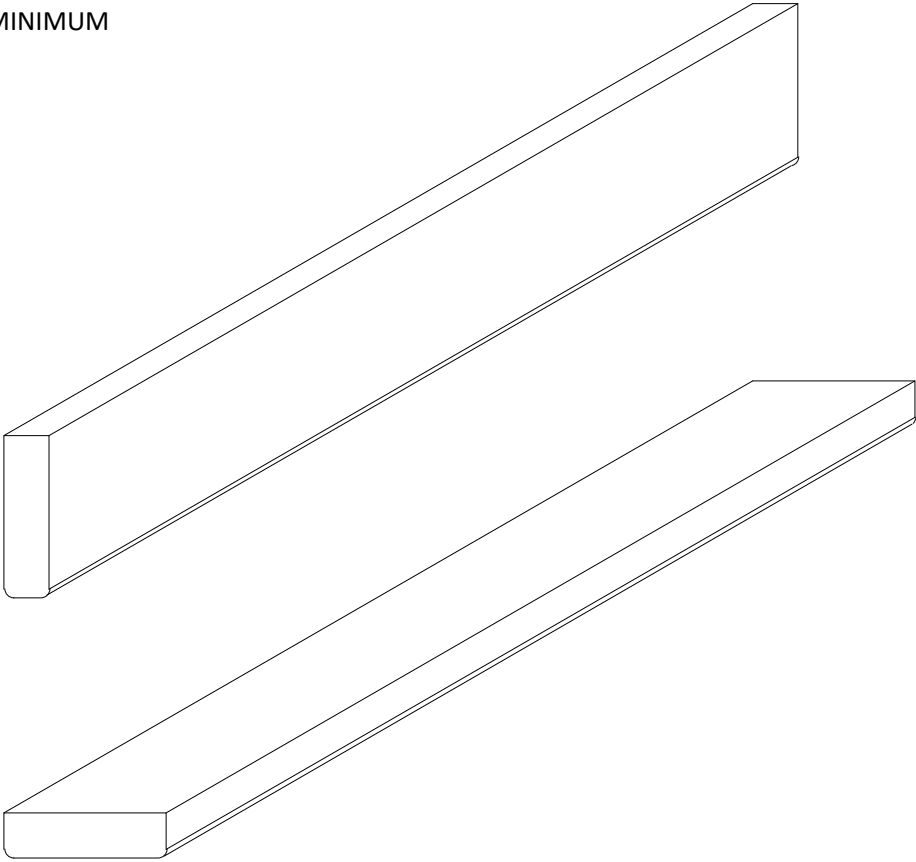
5/8" FIRE RATED MDF

BLADE FINISHES

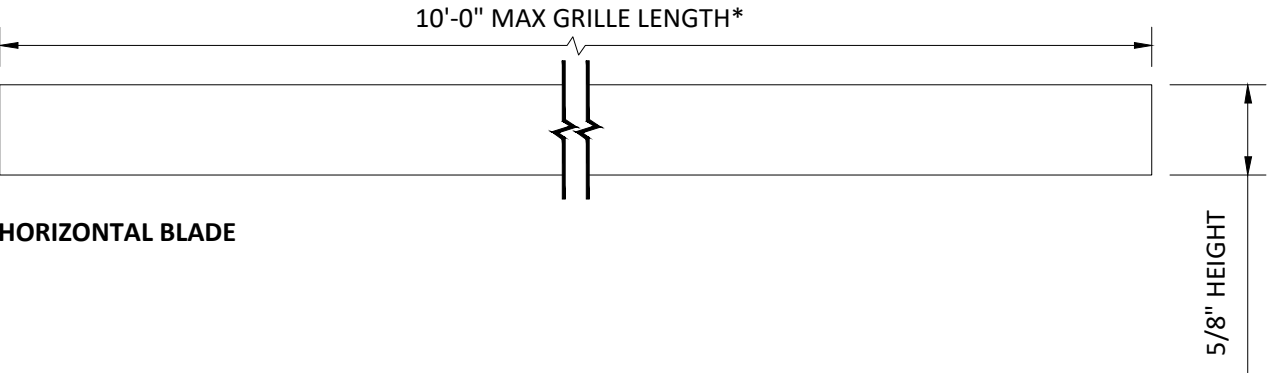
WOOD VENEER:
9003 WHITE OAK (RIFT CUT)
9005 DOUGLAS FIR (VERTICAL GRAIN)
9013 CHERRY (FLAT CUT)
9114 WALNUT (FLAT CUT)
9122 ANIGRE (QUARTER CUT)
9427 MAPLE (FLAT CUT)

WHITEWASH:
0514W RED OAK WHITEWASH
0517W DOUGLAS FIR WHITEWASH

PAINTED:
9502 PAINTED LIGHT
9503 PAINTED MEDIUM
9504 PAINTED DARK
9505 PAINTED WHITE



VERTICAL BLADE



HORIZONTAL BLADE

BLADE END & SIDE VIEW
SCALE: NOT TO SCALE

BLADE SIZES, MATERIALS, & FINISHES
SCALE: NOT TO SCALE




5015 Oakbrook Parkway, Suite 100
Norcross, GA 30093
T 800.366.4327
F 770.806.0214
HDarchitectural.com

All rights reserved. This drawing is the property of Hunter Douglas. It may not be copied or multiplied, neither wholly nor partly. It may not be submitted for perusal to third parties.

SPECIFICATIONS
(unless noted otherwise)

MATERIAL: .625" FIRE RATED MDF
FINISH: WOOD VENEER | WHITEWASH | PAINTED
PERFORATION: NOT AVAILABLE

BLADE SPECIFICATIONS
PROJECT: GRILLE PANEL PRODUCT SPECIFICATIONS
DRAWING NUMBER: NATNEO-GR-A1.2
SCALE: AS SHOWN
DRAWN BY: HDA ENGINEERING
DATE: 1/18/18



GRILLE PANEL SIZES

VERTICAL:

WIDTH
1'-0"

LENGTH
2'-0" UP TO 10'-0"
2' INCREMENTS

HORIZONTAL:

WIDTH
1'-0"

LENGTH
2'-0" UP TO 10'-0"
2' INCREMENTS

*BLADES PER FOOT MAY BE SIZE-SPECIFIC, CONTACT HUNTER DOUGLAS

**PANEL LENGTHS MAY BE SIZE-SPECIFIC, CONTACT HUNTER DOUGLAS

PANEL LENGTHS AVAILABLE IN ±2'-0" INCREMENTS, MINIMUM QUANTITIES MAY APPLY

GRILLE BLADES PER FOOT

VERTICAL GRILLES PANELS:	5/8" X 1-1/4"	5/8" X 2-1/4"	5/8" X 3-1/4"	5/8" X 4-1/4"
2" O.C. (6 PER FOOT)				
3" O.C. (4 PER FOOT)				
4" O.C. (3 PER FOOT)				
6" O.C. (2 PER FOOT)				
HORIZONTAL GRILLES PANELS:	1-1/4" X 5/8"	2-1/4" X 5/8"	3-1/4" X 5/8"	4-1/4" X 5/8"
2" O.C. (6 PER FOOT)		N/A	N/A	N/A
3" O.C. (4 PER FOOT)			N/A	N/A
4" O.C. (3 PER FOOT)				N/A
6" O.C. (2 PER FOOT)				

GRILLE PANEL TOP & END VIEW
SCALE: NOT TO SCALE

PANEL SIZES & BLADES PER FOOT
SCALE: NOT TO SCALE



5015 Oakbrook Parkway, Suite 100
Norcross, GA 30093
T 800.366.4327
F 770.806.0214
HDarchitectural.com

All rights reserved. This drawing is the property of Hunter Douglas. It may not be copied or multiplied, neither wholly nor partly. It may not be submitted for perusal to third parties.

SPECIFICATIONS
(unless noted otherwise)

MATERIAL: .625" FIRE RATED MDF

FINISH: WOOD VENEER | WHITEWASH | PAINTED

PERFORATION: NOT PERFORATED

GRILLE PANEL SPECIFICATIONS

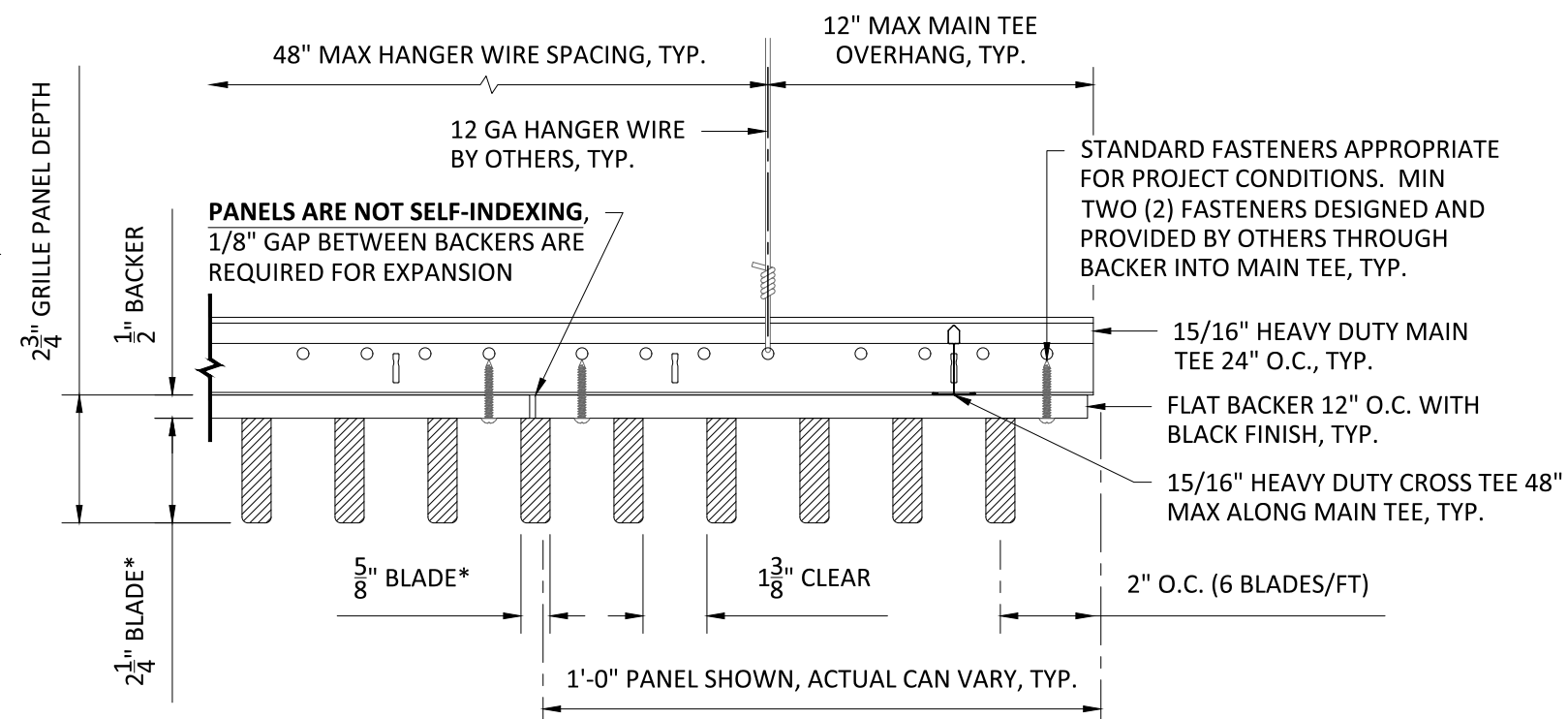
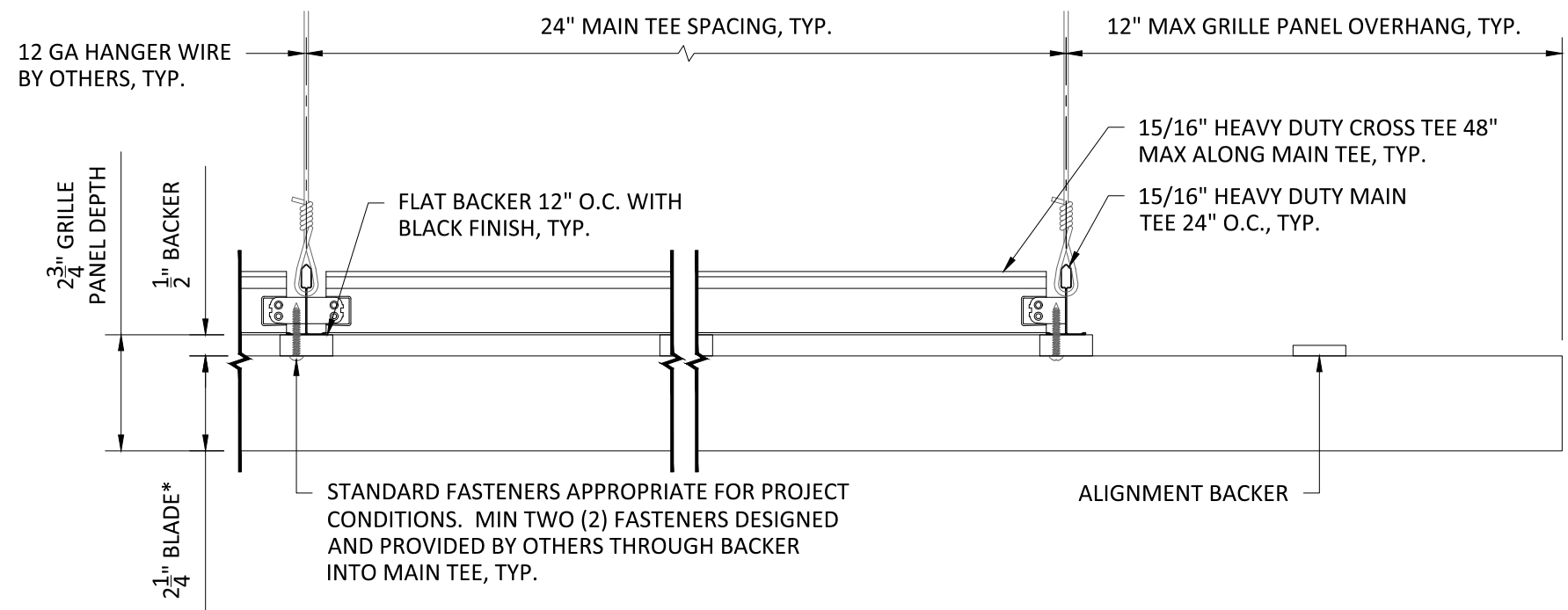
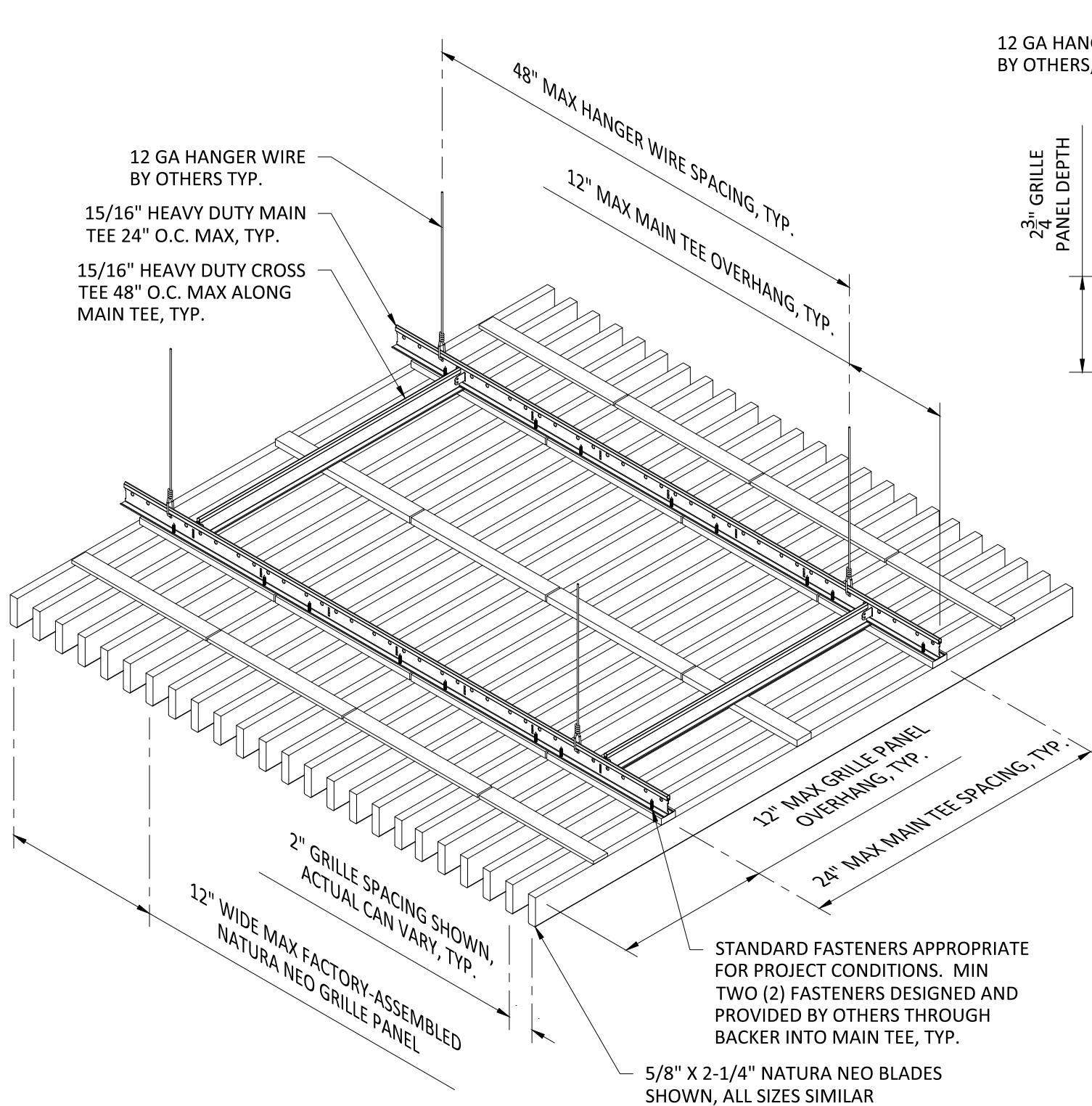
PROJECT: GRILLE PANEL PRODUCT SPECIFICATIONS

DRAWING NUMBER: NATNEO-GR-A1.3

SCALE: AS SHOWN

DRAWN BY: HDA ENGINEERING

DATE: 1/18/18



NOTE:
ATTACHMENT TO STRUCTURE
DESIGNED AND PROVIDED BY
OTHERS, NOT BY HUNTER DOUGLAS

TYPICAL SECTIONS
SCALE: 3" = 1'-0"

*SEE SHEET A1.2 FOR AVAILABLE BLADE SIZES
**SEE SHEET A1.3 FOR AVAILABLE PANEL SIZES

INTERIOR INSTALLATION

HunterDouglas
Architectural

5015 Oakbrook Parkway, Suite 100
Norcross, GA 30093
T 800.366.4327
F 770.806.0214
HDArchitectural.com

All rights reserved. This drawing is the property of Hunter Douglas. It may not be copied or multiplied, neither wholly nor partly. It may not be submitted for perusal to third parties.

SPECIFICATIONS

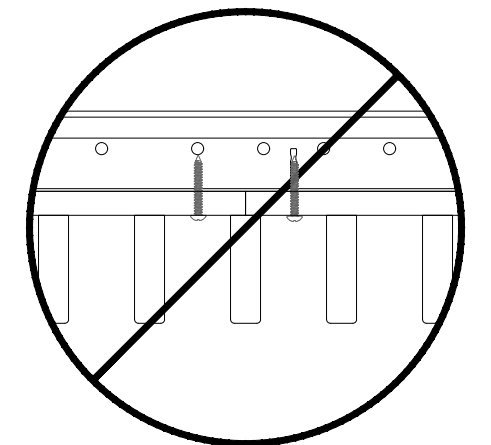
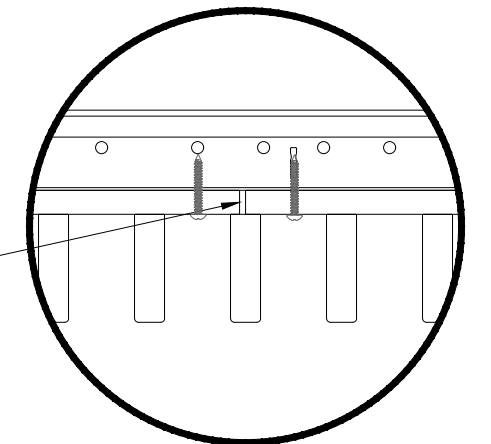
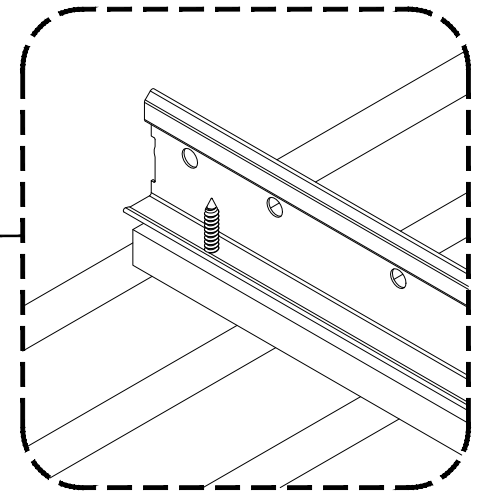
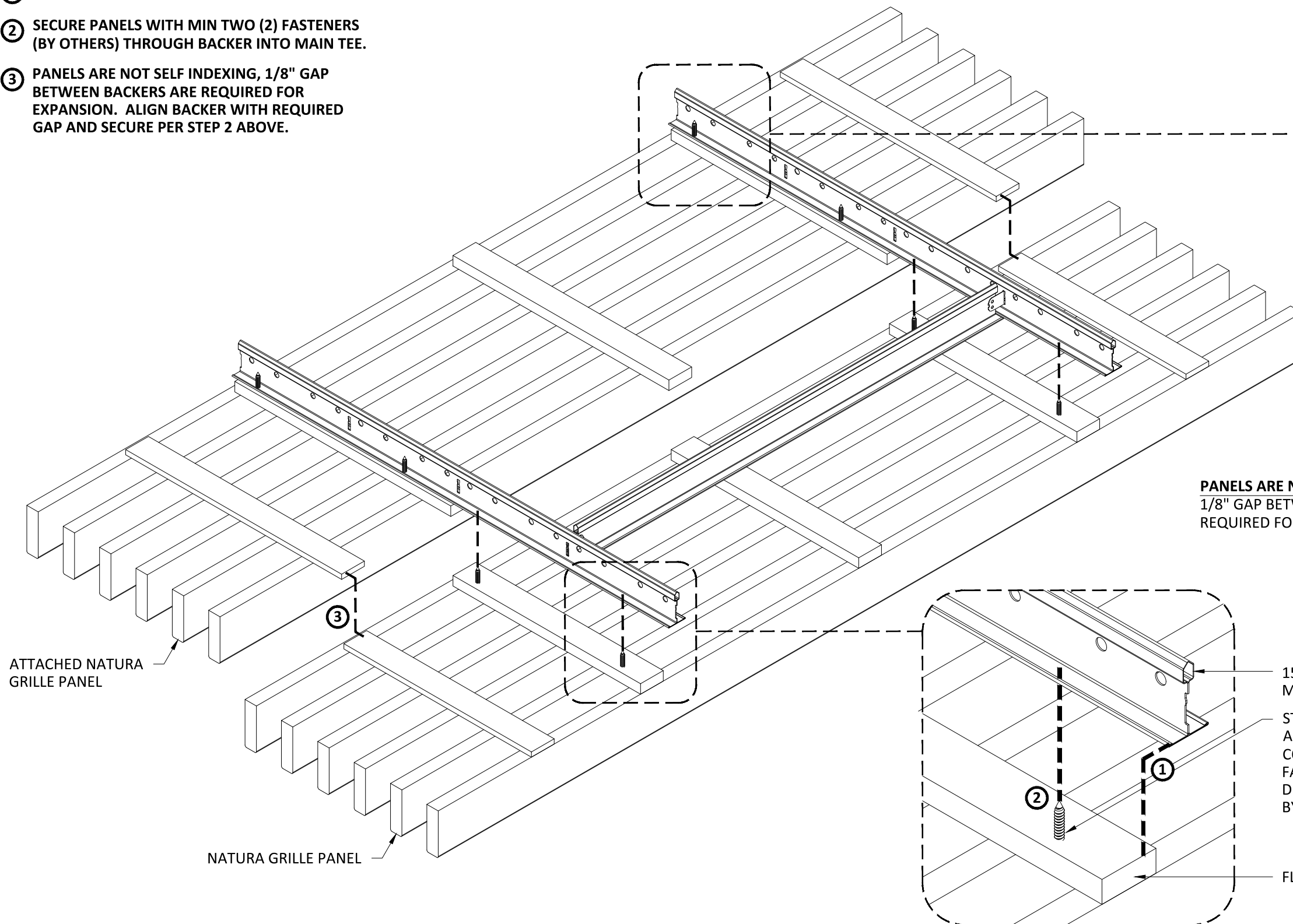
(unless noted otherwise)

MATERIAL: .625" FIRE RATED MDF
FINISH: WOOD VENEER | WHITEWASH | PAINTED
PERFORATION: NOT AVAILABLE

SUSPENSION SPECIFICATIONS

PROJECT: GRILLE PANEL PRODUCT SPECIFICATIONS
DRAWING NUMBER: NATNEO-GR-A1.4
SCALE: AS SHOWN
DRAWN BY: HDA ENGINEERING
DATE: 5/8/17

- ① ALIGN FLAT BACKERS TO 2'-0" O.C. MAIN TEES.
- ② SECURE PANELS WITH MIN TWO (2) FASTENERS (BY OTHERS) THROUGH BACKER INTO MAIN TEE.
- ③ PANELS ARE NOT SELF INDEXING, 1/8" GAP BETWEEN BACKERS ARE REQUIRED FOR EXPANSION. ALIGN BACKER WITH REQUIRED GAP AND SECURE PER STEP 2 ABOVE.



PANELS ARE NOT SELF-INDEXING,
1/8" GAP BETWEEN BACKERS ARE
REQUIRED FOR EXPANSION

15/16" HEAVY DUTY
MAIN TEE

STANDARD FASTENERS
APPROPRIATE FOR PROJECT
CONDITIONS. MIN TWO (2)
FASTENERS PER BACKER,
DESIGNED AND PROVIDED
BY OTHERS, TYP.

FLAT BACKER

*VERTICAL SUPPORT OMITTED FOR CLARITY
**5/8" X 2-1/4" BLADE SHOWN 2" O.C., CONTACT HUNTER
DOUGLAS FOR ADDITIONAL GRILLE & SPACING OPTIONS

HunterDouglas
Architectural

5015 Oakbrook Parkway, Suite 100
Norcross, GA 30093
T 800.366.4327
F 770.806.0214
HDarchitectural.com

*All rights reserved. This
drawing is the property
of Hunter Douglas. It
may not be copied or
multiplied, neither
wholly nor partly. It may
not be submitted for
perusal to third parties.*

SPECIFICATIONS (unless noted otherwise)

MATERIAL: .625" FIRE RATED MDF
FINISH: WOOD VENEER | WHITEWASH | PAINTED
PERFORATION: NOT AVAILABLE

GRILLE PANEL INSTALLATION

PROJECT: GRILLE PANEL PRODUCT SPECIFICATIONS
DRAWING NUMBER: NATNEO-GR-A1.5
SCALE: AS SHOWN
DRAWN BY: HDA ENGINEERING
DATE: 5/8/17