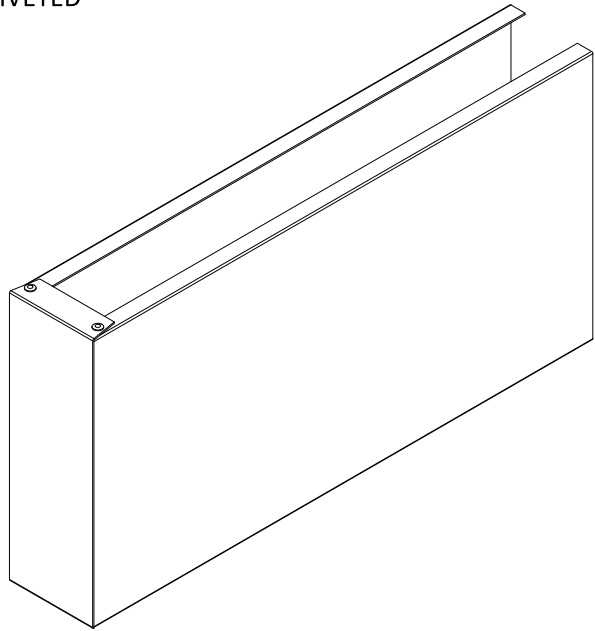


INTEGRAL METAL END CAP

PAINTED & POWDER COATED FINISHES

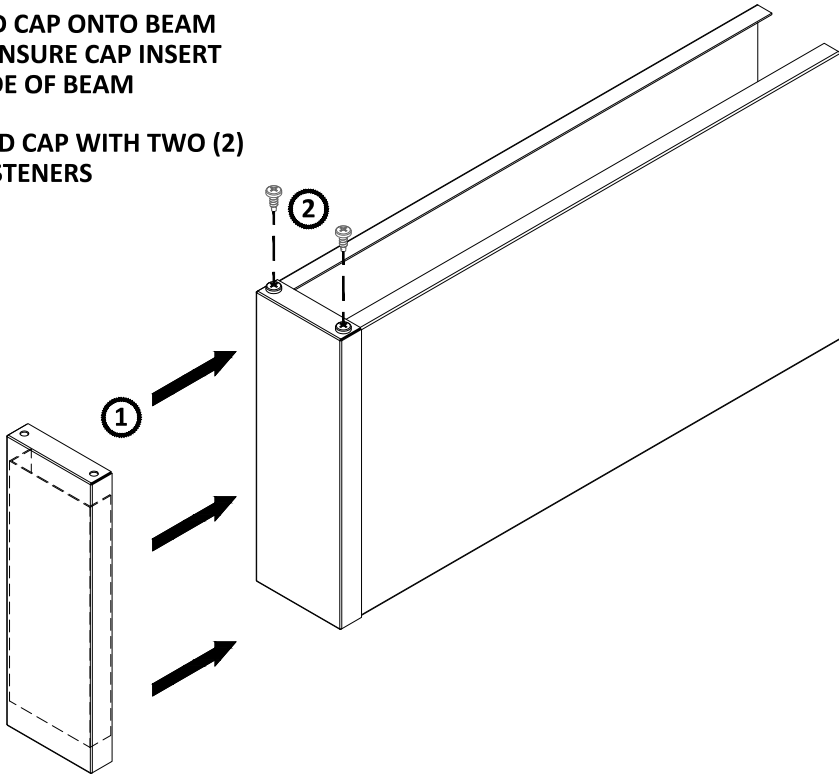
END CAP IS FACTORY-FORMED AND FACTORY-POP-RIVETED



METAL END CAP

PAINTED, POWDER COATED, & DECORATED WOOD FINISHES

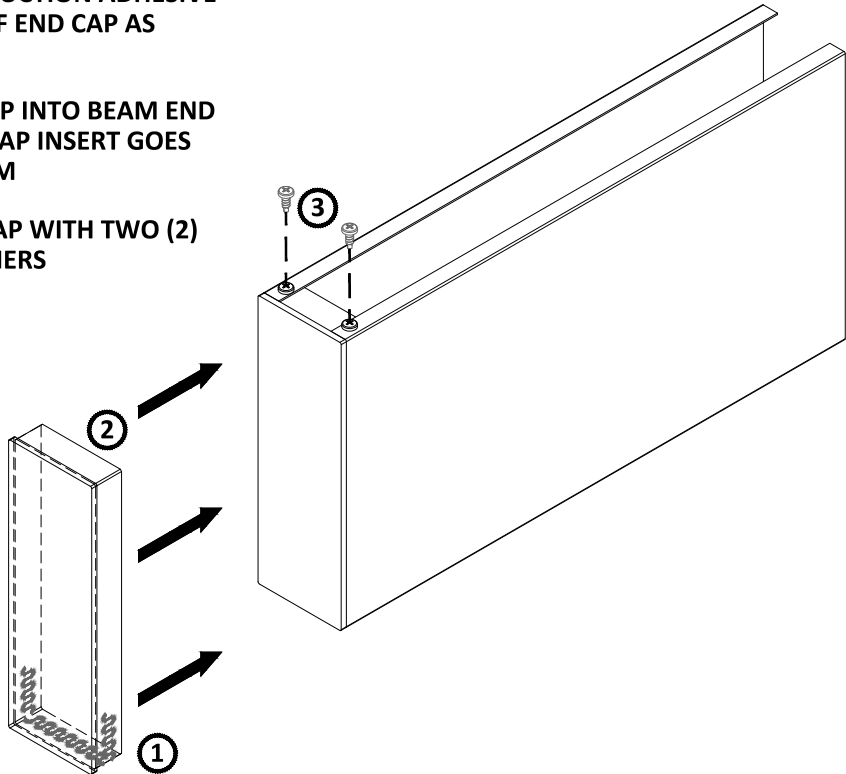
- 1 INSERT END CAP ONTO BEAM END AND ENSURE CAP INSERT GOES INSIDE OF BEAM
- 2 SECURE END CAP WITH TWO (2) MIN #6 FASTENERS



WOOD END CAP

VENEER FINISH

- 1 APPLY CONSTRUCTION ADHESIVE TO BOTTOM OF END CAP AS NEEDED
- 2 INSERT END CAP INTO BEAM END AND ENSURE CAP INSERT GOES INSIDE OF BEAM
- 3 SECURE END CAP WITH TWO (2) MIN #6 FASTENERS



*2" X 6" BEAM SHOWN, ALL SIZES SIMILAR

SPECIFICATIONS
(unless noted otherwise)

MATERIAL: .025" | .032" | .040" ALUMINUM
FINISH: PAINT | POWDER COAT | DECORATED WOOD FINISH | WOOD VENEER
PERFORATION: NON-PERFORATED | #106 | #119

END CAP SPECIFICATIONS

PROJECT: TAVOLA PRIME PRODUCT SPECIFICATIONS
DRAWING NUMBER: TAVOLA-PRIME-A1.6
SCALE: NOT TO SCALE
DRAWN BY: HDA ENGINEERING
DATE: 8/25/17