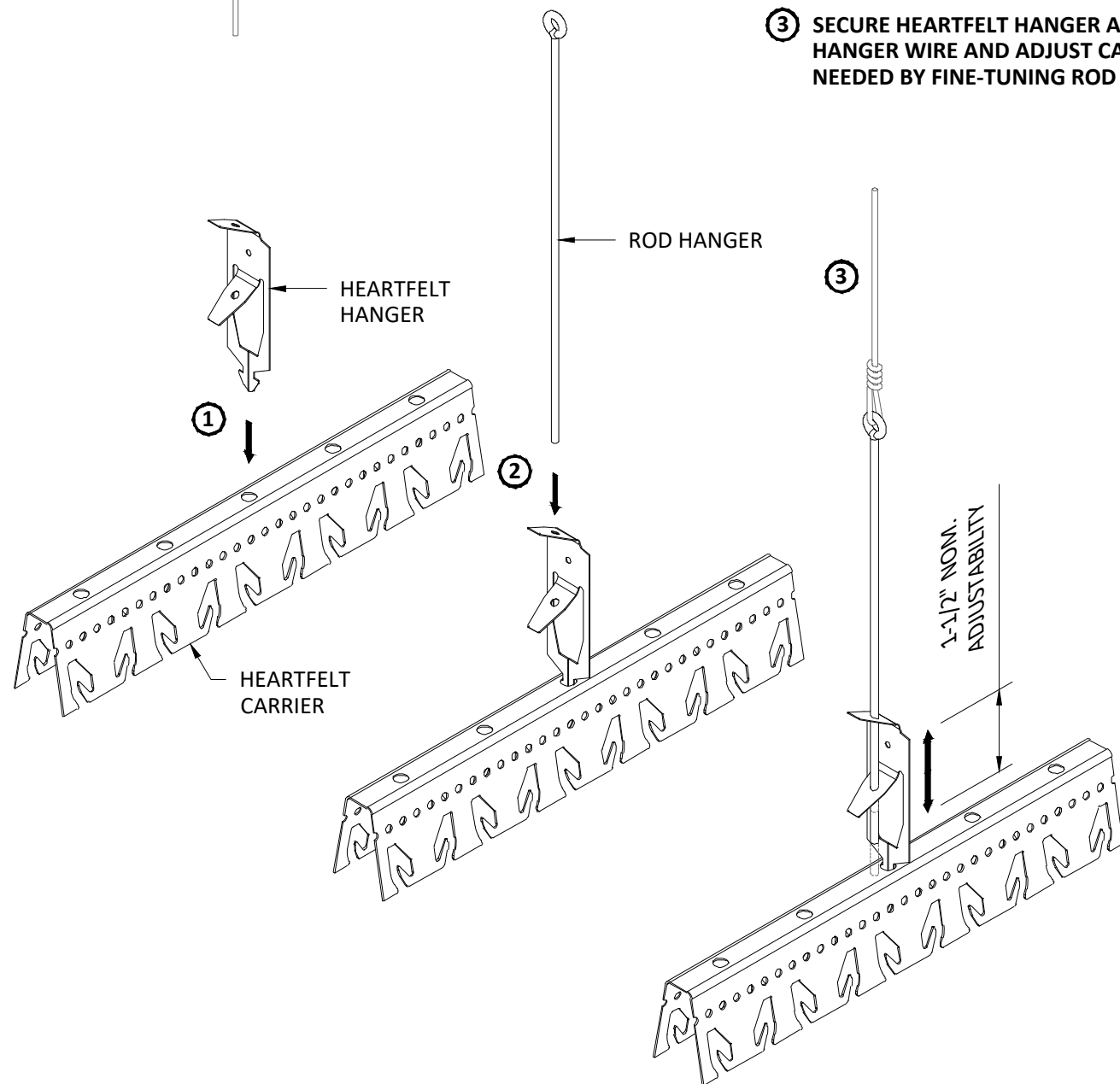


12 GA HANGER WIRE INSTALLED PER PROJECT CONDITIONS, BY OTHERS

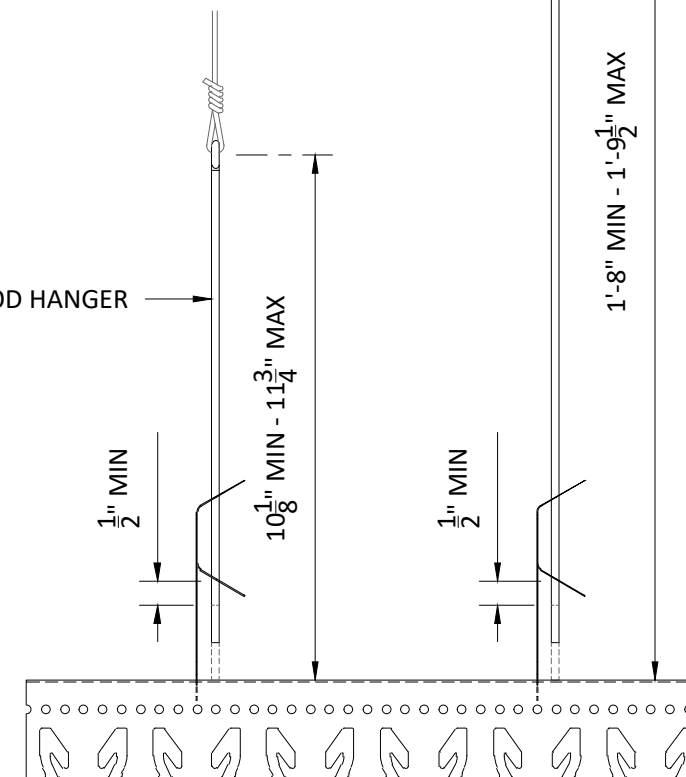
- 1 INSERT HEARTFELT HANGER INTO TOP HOLE OF HEARTFELT CARRIER
- 2 SQUEEZE HEARTFELT HANGER TABS AND INSERT ROD HANGER INTO HANGER HOLES
- 3 SECURE HEARTFELT HANGER ASSEMBLY WITH HANGER WIRE AND ADJUST CARRIER HEIGHT AS NEEDED BY FINE-TUNING ROD HEIGHT



HEARTFELT HANGER ASSEMBLY INSTALLATION
SCALE: NOT TO SCALE

20" ROD HANGER

10" ROD HANGER

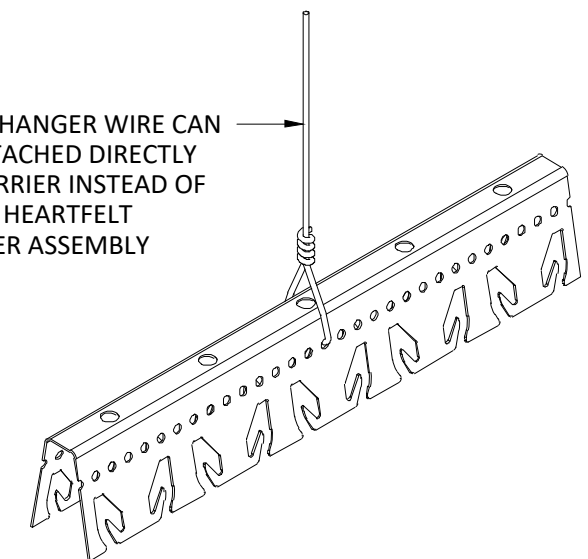


ROD HANGER LENGTH OPTIONS
SCALE: 3" = 1'-0"

FASTENER DESIGNED AND PROVIDED BY OTHERS
ROD HANGER CAN BE FIELD-BENT FOR DIRECT ATTACHMENT TO STRUCTURE

DIRECT ROD HANGER ATTACHMENT OPTION
SCALE: NOT TO SCALE

12 GA HANGER WIRE CAN BE ATTACHED DIRECTLY TO CARRIER INSTEAD OF USING HEARTFELT HANGER ASSEMBLY



HANGER WIRE ATTACHMENT OPTION
SCALE: NOT TO SCALE

*2-3/8" MODULE SHOWN, ALL MODULES SIMILAR

HunterDouglas
Architectural

5015 Oakbrook Parkway, Suite 100
Norcross, GA 30093
T 800.366.4327
F 770.806.0214
HDarchitectural.com

All rights reserved. This drawing is the property of Hunter Douglas. It may not be copied or multiplied, neither wholly nor partly. It may not be submitted for perusal to third parties.

SPECIFICATIONS
(unless noted otherwise)

MATERIAL: NON-WOVEN THERMO-FORMABLE POLYESTER
FINISH: 7593F WHITE | 7595F OFF-WHITE | 7596F LIGHT GREY | 7597F MIDDLE GREY | 7598F DARK GREY | 7599F ANTHRACITE | 7594F BLACK | 7575F CREME | 7576F LIGHT BROWN | 7577F MEDIUM BROWN | 7578F DARK BROWN | 7579F UMBER
PERFORATION: NOT AVAILABLE

VERTICAL SUPPORT SPECIFICATIONS

PROJECT: HEARTFELT PRODUCT SPECIFICATIONS
DRAWING NUMBER: HEARTFELT-A1.4
SCALE: AS SHOWN
DRAWN BY: HDA ENGINEERING
DATE: 7/12/18